AIGNEP

54000 Series



54020 Pag. 11.5
54030 Pag. 11.5
54031 Pag. 11.5
54040 Pag. 11.6
54050 Pag. 11.6
54117 Pag. 11.7
54130 Pag. 11.7
54140 Pag. 11.7
54217 Pag. 11.7
54227 Pag. 11.8
54230 Pag. 11.8
54310 Pag. 11.8
54327 Pag. 11.9
54600 Pag. 11.9
54625 Pag. 11.9
54610 Pag. 11.10
54700 Pag. 11.10
55800EN Pag. 11.11
55801 Pag. 11.12
55802 Pag. 11.12
14040 Pag. 11.13
14130 Pag. 11.14
14230 Pag. 11.14
14310 Pag. 11.14

Click here to view the 54000 Metric Series on our Website

AIGNEP

AIGNEP

METRIC FOOD-GRADE TECHNOPOLYMER PUSH-TO-CONNECT FITTINGS

SPRINGFIT

NSF COMPONENT



Springfit Series

54000 METRIC

TECHNICAL CHARACTERISTICS

Certification of the plastic material

KTW · W270 COMPLIANT · WRAS · ACS

Standard Reference

1907/2006 REACH · 2011/65/CE · M.O.C.A. 1935/2004 CE · NSF/ANSI 169 · PED 2014/68/UE · SILICON FREE

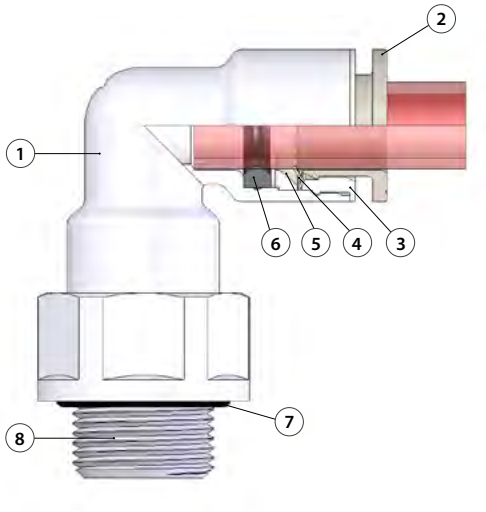

Component Parts and Materials

1 Food-grade technopolymer body
2 Food-grade technopolymer collet
3 Food-grade technopolymer capsule
4 AISI 301 steel gripping ring
5 Food-grade technopolymer positioning ring
6 Food-grade EPDM molded seal
7 Food-grade EPDM O-ring
8 Food-grade technopolymer threaded adaptor

Media

- Vacuum
- Water
- Hot water (max 176 °F)
- Food
- Nitrogen
- Gases compatible with the nature of the materials

Tubing Compatibility

Plastic tubes:
PA6, PA11, PA12, Polyethylene, *Polyurethane, PTFE, FEP.
**Use from 90 to 98 Shore, for maximum performance is recommended 98 Shore A.*

Pressures

Pressures and temperatures of the different diameters of the SPRINGFIT line®

Temperatures

14 °F ~ 176 °F -10 °C ~ 80 °C

Ø	Pressures	14 °F - 10 °C	68 °F 20 °C	104 °F 40 °C	149 °F 65 °C	176 °F 80 °C
4	232 psi 16 bar	100 %	100 %	80 %	50 %	50 %
6	232 psi 16 bar	100 %	100 %	80 %	50 %	50 %
8	232 psi 16 bar	100 %	100 %	80 %	50 %	50 %
10	188 psi 13 bar	100 %	100 %	70 %	40 %	33 %
12	159 psi 11 bar	100 %	100 %	63 %	40 %	36 %

BSP Threads

Standard ISO 228

Designed for use in BSP connections with an integrated EPDM O-ring that provides a perfect seal



Torque Specifications

Recommended Torque		
Thread Size	**Min.**	**Max.**
1/8	2 Nm	2.5 Nm
1/4	3.5 Nm	4.5Nm
3/8	4.5 Nm	5.5 Nm
1/2	5.5 Nm	6.5 Nm

Advantages

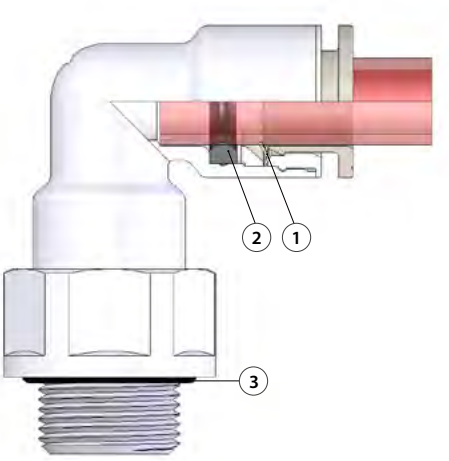

Advantages

1 The stainless steel gripping ring guarantees a perfect joint with tubes of any material without damaging the surface. The connection between the tube and the fitting ensures a perfect sealing even under severe conditions such as shock and vibration.

2 The shaped gasket shape makes the fittings suitable for vacuum too.

3 All the SPRINGFIT threads come with a sealing ring for an immediate use, to drastically reduce the installation time.

54020

BSP

STRAIGHT MALE ADAPTOR (PARALLEL)



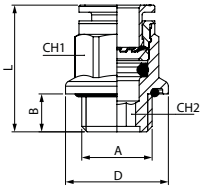

Code	Usa Ref	Tube	A	B	L	CH1	CH2	D	Pack.
54020 00 002	54020-4-1/8	4	1/8	.236 (6)	.736 (18.7)	.394 (10)	.118 (3)	.630 (16)	10
54020 00 022	54020-4-1/4	4	1/4	.276 (7)	.795 (20.2)	.394 (10)	.118 (3)	.748 (19)	10
54020 00 003	54020-6-1/8	6	1/8	.236 (6)	.815 (20.7)	.472 (12)	.157 (4)	.630 (16)	10
54020 00 004	54020-6-1/4	6	1/4	.276 (7)	.815 (20.7)	.472 (12)	.157 (4)	.748 (19)	10
54020 00 005	54020-8-1/8	8	1/8	.236 (6)	1.039 (26.4)	.551 (14)	.197 (5)	.630 (16)	10
54020 00 006	54020-8-1/4	8	1/4	.276 (7)	.921 (23.4)	.551 (14)	.236 (6)	.748 (19)	10
54020 00 007	54020-8-3/8	8	3/8	.315 (8)	.961 (24.4)	.551 (14)	.236 (6)	.866 (22)	10
54020 00 008	54020-10-1/4	10	1/4	.276 (7)	1.181 (30)	.709 (18)	.276 (7)	.748 (19)	10
54020 00 009	54020-10-3/8	10	3/8	.315 (8)	1.102 (28)	.709 (18)	.315 (8)	.866 (22)	10
54020 00 031	54020-10-1/2	10	1/2	.394 (10)	1.142 (29)	.709 (18)	.315 (8)	1.063 (27)	10
54020 00 011	54020-12-3/8	12	3/8	.315 (8)	1.276 (32.4)	.787 (20)	.315 (8)	.866 (22)	10
54020 00 023	54020-12-1/2	12	1/2	.394 (10)	1.276 (32.4)	.866 (22)	.394 (10)	1.063 (27)	10

54030

BSP

STRAIGHT FEMALE ADAPTOR WITH FLAT END



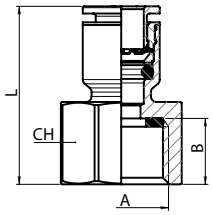

Code	Usa Ref	Tube	A	B	L	CH	Pack.
54030 00 020	54030-6-1/2	6	1/2	.413 (10.5)	1.177 (29.9)	1.024 (26)	10
54030 00 010	54030-8-3/8	8	3/8	.472 (12)	1.276 (32.4)	.866 (22)	10
54030 00 019	54030-8-3/4	8	3/4	.453 (11.5)	1.394 (35.4)	1.260 (32)	10
54030 00 013	54030-10-1/2	10	1/2	.413 (10.5)	1.417 (36)	1.024 (26)	10

54031

BSP

STRAIGHT FEMALE ADAPTOR WITH CONICAL END



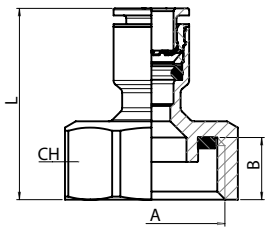

Code	Usa Ref	Tube	A	B	L	CH	Pack.
54031 00 019	54031-8-3/4	8	3/4	.453 (11.5)	1.394 (35.4)	1.260 (32)	10

54040

STRAIGHT CONNECTOR



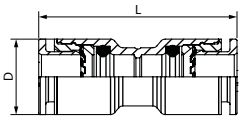

Code	Usa Ref	Tube	Tube	D	L	Pack.
54040 00 002	54040-4	4	4	.343 (8.7)	1 (25.4)	10
54040 00 009	54040-6-4	6	4	.421 (10.7)	1.205 (30.6)	10
54040 00 004	54040-6	6	6	.421 (10.7)	1.217 (30.9)	10
54040 00 015	54040-8-4	8	4	.551 (14)	1.417 (36)	10
54040 00 010	54040-8-6	8	6	.551 (14)	1.429 (36.3)	10
54040 00 005	54040-8	8	8	.551 (14)	1.449 (36.8)	10
54040 00 014	54040-10-6	10	6	.681 (17.3)	1.689 (42.9)	10
54040 00 011	54040-10-8	10	8	.681 (17.3)	1.709 (43.4)	10
54040 00 006	54040-10	10	10	.681 (17.3)	1.732 (44)	10
54040 00 016	54040-12-8	12	8	.787 (20)	1.921 (48.8)	10
54040 00 012	54040-12-10	12	10	.787 (20)	1.945 (49.4)	10
54040 00 007	54040-12	12	12	.787 (20)	1.961 (49.8)	10

54050

BULKHEAD CONNECTOR

Code	Usa Ref	Tube	M	L	CH1	CH2	A max	Pack.
54050 00 001	54050-4	4	M10x1	.984 (25)	.512 (13)	-	.217 (5.5)	10
54050 00 002	54050-6	6	M12x1	1.102 (28)	.591 (15)	-	.335 (8.5)	10
54050 00 003	54050-8	8	G 1/2	1.685 (42.8)	.709 (18)	.984 (25)	.571 (14.5)	10
54050 00 004	54050-10	10	G 1/2	1.732 (44)	.709 (18)	.984 (25)	.571 (14.5)	10
54050 00 005	54050-12	12	G 3/4	2.118 (53.8)	.866 (22)	1.260 (32)	.728 (18.5)	10



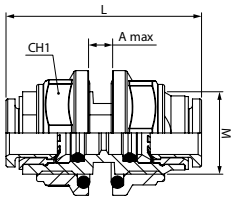

Ø4 - Ø6

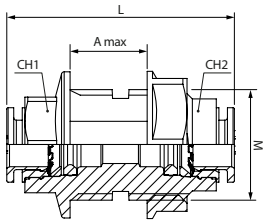

Ø8 - Ø10 - Ø12

54117

SWIVELING ELBOW MALE ADAPTOR (PARALLEL)

BSP

Code	Usa Ref	Tube	A	B	L1	L2	CH	D	Pack.
54117 00 004	54117-4-1/8	4	1/8	.236 (6)	.587 (14.9)	.925 (23.5)	.472 (12)	.343 (8.7)	10
54117 00 005	54117-4-1/4	4	1/4	.276 (7)	.587 (14.9)	.965 (24.5)	.472 (12)	.343 (8.7)	10
54117 00 013	54117-6-1/8	6	1/8	.236 (6)	.697 (17.7)	1.043 (26.5)	.551 (14)	.421 (10.7)	10
54117 00 014	54117-6-1/4	6	1/4	.276 (7)	.697 (17.7)	1.083 (27.5)	.551 (14)	.421 (10.7)	10
54117 00 015	54117-6-3/8	6	3/8	.315 (8)	.862 (21.9)	1.315 (33.4)	.709 (18)	.551 (14)	10
54117 00 017	54117-8-1/8	8	1/8	.236 (6)	.882 (22.4)	1.276 (32.4)	.709 (18)	.551 (14)	10
54117 00 018	54117-8-1/4	8	1/4	.276 (7)	.882 (22.4)	1.276 (32.4)	.709 (18)	.551 (14)	10
54117 00 019	54117-8-3/8	8	3/8	.315 (8)	.882 (22.4)	1.315 (33.4)	.709 (18)	.551 (14)	10
54117 00 020	54117-8-1/2	8	1/2	.394 (10)	1.039 (26.4)	1.563 (39.7)	.866 (22)	.681 (17.3)	10
54117 00 021	54117-10-1/4	10	1/4	.276 (7)	1.063 (27)	1.524 (38.7)	.866 (22)	.681 (17.3)	10
54117 00 022	54117-10-3/8	10	3/8	.315 (8)	1.063 (27)	1.524 (38.7)	.866 (22)	.681 (17.3)	10
54117 00 023	54117-10-1/2	10	1/2	.394 (10)	1.063 (27)	1.563 (39.7)	.866 (22)	.681 (17.3)	10
54117 00 025	54117-12-3/8	12	3/8	.315 (8)	1.217 (30.9)	1.720 (43.7)	.984 (25)	.787 (20)	10
54117 00 026	54117-12-1/2	12	1/2	.394 (10)	1.217 (30.9)	1.760 (44.7)	.984 (25)	.787 (20)	10



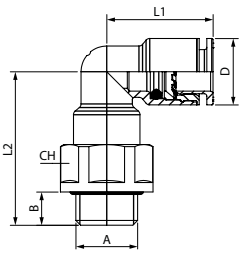

54130

ELBOW CONNECTOR



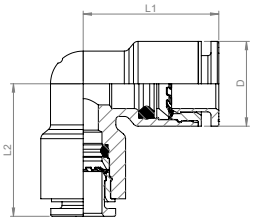

Code	Usa Ref	Tube	Tube	D	L1	L2	Pack.
54130 00 002	54130-4	4	4	.343 (8.7)	.587 (14.9)	.587 (14.9)	10
54130 00 014	54130-6-4	6	4	.421 (10.7)	.697 (17.7)	.689 (17.5)	10
54130 00 004	54130-6	6	6	.421 (10.7)	.697 (17.7)	.697 (17.7)	10
54130 00 009	54130-8-6	8	6	.551 (14)	.882 (22.4)	.862 (21.9)	10
54130 00 005	54130-8	8	8	.551 (14)	.882 (22.4)	.882 (22.4)	10
54130 00 010	54130-10-8	10	8	.681 (17.3)	1.063 (27)	1.039 (26.4)	10
54130 00 006	54130-10	10	10	.681 (17.3)	1.063 (27)	1.063 (27)	10
54130 00 011	54130-12-10	12	10	.787 (20)	1.217 (30.9)	1.201 (30.5)	10
54130 00 007	54130-12	12	12	.787 (20)	1.217 (30.9)	1.217 (30.9)	10

54140

ORIENTING ELBOW



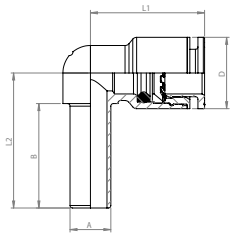

Code	Usa Ref	Tube	A	B	L1	L2	D	Pack.
54140 00 001	54140-4	4	4	.591 (15)	.587 (14.9)	.728 (18.5)	.343 (8.7)	10
54140 00 002	54140-4-6	4	6	.689 (17.5)	.689 (17.5)	.886 (22.5)	.421 (10.7)	10
54140 00 005	54140-6	6	6	.689 (17.5)	.697 (17.7)	.886 (22.5)	.421 (10.7)	10
54140 00 012	54140-6-8	6	8	.807 (20.5)	.862 (21.9)	1.043 (26.5)	.551 (14)	10
54140 00 007	54140-8	8	8	.807 (20.5)	.882 (22.4)	1.043 (26.5)	.551 (14)	10
54140 00 008	54140-8-10	8	10	.945 (24)	1.039 (26.4)	1.240 (31.5)	.681 (17.3)	10
54140 00 009	54140-10	10	10	.945 (24)	1.063 (27)	1.240 (31.5)	.681 (17.3)	10
54140 00 010	54140-10-12	10	12	1.063 (27)	1.201 (30.5)	1.398 (35.5)	.787 (20)	10
54140 00 011	54140-12	12	12	1.063 (27)	1.217 (30.9)	1.398 (35.5)	.787 (20)	10

54217

SWIVELING TEE MALE ADAPTOR (PARALLEL)-CENTER LEG

BSP



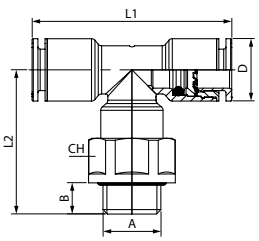

Code	Usa Ref	Tube	A	B	L1	L2	CH	D	Pack.
54217 00 004	54217-4-1/8	4	1/8	.236 (6)	1.173 (29.8)	.925 (23.5)	.472 (12)	.343 (8.7)	10
54217 00 005	54217-4-1/4	4	1/4	.276 (7)	1.173 (29.8)	.965 (24.5)	.472 (12)	.343 (8.7)	10
54217 00 013	54217-6-1/8	6	1/8	.236 (6)	1.394 (35.4)	1.043 (26.5)	.551 (14)	.421 (10.7)	10
54217 00 014	54217-6-1/4	6	1/4	.276 (7)	1.394 (35.4)	1.083 (27.5)	.551 (14)	.421 (10.7)	10
54217 00 017	54217-8-1/8	8	1/8	.236 (6)	1.764 (44.8)	1.276 (32.4)	.709 (18)	.551 (14)	10
54217 00 018	54217-8-1/4	8	1/4	.276 (7)	1.764 (44.8)	1.276 (32.4)	.709 (18)	.551 (14)	10
54217 00 019	54217-8-3/8	8	3/8	.315 (8)	1.764 (44.8)	1.315 (33.4)	.709 (18)	.551 (14)	10
54217 00 021	54217-10-1/4	10	1/4	.276 (7)	2.126 (54)	1.524 (38.7)	.866 (22)	.681 (17.3)	10
54217 00 022	54217-10-3/8	10	3/8	.315 (8)	2.126 (54)	1.524 (38.7)	.866 (22)	.681 (17.3)	10
54217 00 023	54217-10-1/2	10	1/2	.394 (10)	2.126 (54)	1.563 (39.7)	.866 (22)	.681 (17.3)	10
54217 00 025	54217-12-3/8	12	3/8	.315 (8)	2.433 (61.8)	1.720 (43.7)	.984 (25)	.787 (20)	10
54217 00 026	54217-12-1/2	12	1/2	.394 (10)	2.433 (61.8)	1.760 (44.7)	.984 (25)	.787 (20)	10

54227

BSP

ORIENTING TEE MALE ADAPTOR (PARALLEL) - OFF - SET LEG

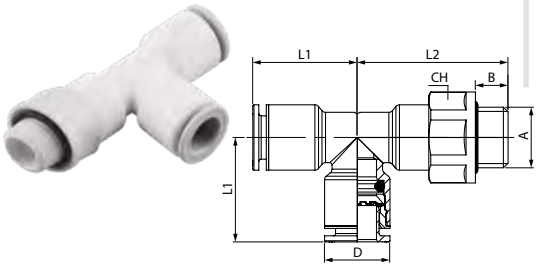

Code	Usa Ref	Tube	A	B	L1	L2	CH	D	Pack.
54227 00 004	54227-4-1/8	4	1/8	.236 (6)	.587 (14.9)	.925 (23.5)	.472 (12)	.343 (8.7)	10
54227 00 005	54227-4-1/4	4	1/4	.276 (7)	.587 (14.9)	.965 (24.5)	.472 (12)	.343 (8.7)	10
54227 00 013	54227-6-1/8	6	1/8	.236 (6)	.697 (17.7)	1.043 (26.5)	.551 (14)	.421 (10.7)	10
54227 00 014	54227-6-1/4	6	1/4	.276 (7)	.697 (17.7)	1.083 (27.5)	.551 (14)	.421 (10.7)	10
54227 00 017	54227-8-1/8	8	1/8	.236 (6)	.882 (22.4)	1.276 (32.4)	.709 (18)	.551 (14)	10
54227 00 018	54227-8-1/4	8	1/4	.276 (7)	.882 (22.4)	1.276 (32.4)	.709 (18)	.551 (14)	10
54227 00 019	54227-8-3/8	8	3/8	.315 (8)	.882 (22.4)	1.315 (33.4)	.709 (18)	.551 (14)	10
54227 00 021	54227-10-1/4	10	1/4	.276 (7)	1.063 (27)	1.524 (38.7)	.866 (22)	.681 (17.3)	10
54227 00 022	54227-10-3/8	10	3/8	.315 (8)	1.063 (27)	1.524 (38.7)	.866 (22)	.681 (17.3)	10
54227 00 023	54227-10-1/2	10	1/2	.394 (10)	1.063 (27)	1.563 (39.7)	.866 (22)	.681 (17.3)	10
54227 00 025	54227-12-3/8	12	3/8	.315 (8)	1.217 (30.9)	1.720 (43.7)	.984 (25)	.787 (20)	10
54227 00 026	54227-12-1/2	12	1/2	.394 (10)	1.217 (30.9)	1.760 (44.7)	.984 (25)	.787 (20)	10

54230

TEE CONNECTOR

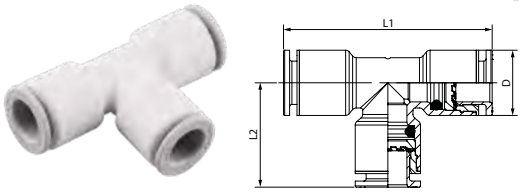

Code	Usa Ref	Tube	L1	L2	D	Pack.
54230 00 002	54230-4	4	1.173 (29.8)	.587 (14.9)	.343 (8.7)	10
54230 00 004	54230-6	6	1.394 (35.4)	.697 (17.7)	.421 (10.7)	10
54230 00 005	54230-8	8	1.764 (44.8)	.882 (22.4)	.551 (14)	10
54230 00 006	54230-10	10	2.126 (54)	1.063 (27)	.681 (17.3)	10
54230 00 007	54230-12	12	2.433 (61.8)	1.217 (30.9)	.787 (20)	10

54310

Y CONNECTOR

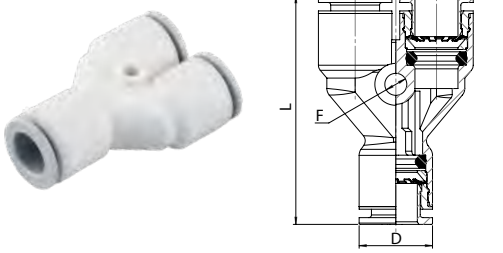

Code	Usa Ref	Tube	A	L	F	D	Pack.
54310 00 005	54310-8	8	.610 (15.5)	1.717 (43.6)	.165 (4.2)	.551 (14)	10
54310 00 006	54310-10	10	.728 (18.5)	2.055 (52.2)	.165 (4.2)	.681 (17.3)	10
54310 00 007	54310-12	12	.846 (21.5)	2.236 (56.8)	.165 (4.2)	.787 (20)	10

54327

ADJUSTABLE Y CONNECTOR MALE (PARALLEL THREAD)

BSP



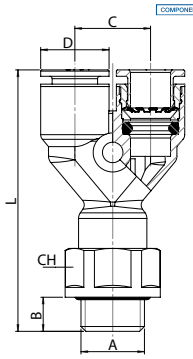

Code	Usa Ref	Tube	A	B	C	L	CH	D	Pack.
54327 00 007	54327-8-1/8	8	1/8	.236 (6)	.610 (15.5)	2.110 (53.6)	.709 (18)	.551 (14)	10
54327 00 008	54327-8-1/4	8	1/4	.276 (7)	.610 (15.5)	2.110 (53.6)	.709 (18)	.551 (14)	10
54327 00 010	54327-8-3/8	8	3/8	.315 (8)	.610 (15.5)	2.150 (54.6)	.709 (18)	.551 (14)	10
54327 00 011	54327-10-1/4	10	1/4	.276 (7)	.728 (18.5)	2.516 (63.9)	.866 (22)	.681 (17.3)	10
54327 00 012	54327-10-3/8	10	3/8	.315 (8)	.728 (18.5)	2.516 (63.9)	.866 (22)	.681 (17.3)	10
54327 00 013	54327-10-1/2	10	1/2	.394 (10)	.728 (18.5)	2.555 (64.9)	.866 (22)	.681 (17.3)	10
54327 00 014	54327-12-3/8	12	3/8	.315 (8)	.846 (21.5)	2.740 (69.6)	.984 (25)	.787 (20)	10
54327 00 015	54327-12-1/2	12	1/2	.394 (10)	.846 (21.5)	2.780 (70.6)	.984 (25)	.787 (20)	10

54600

MALE ADAPTOR PARALLEL

BSP



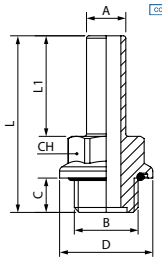

Code	Usa Ref	A	B	C	D	L	L1	CH	Pack.
54600 00 002	54600-4-1/8	4	1/8	.236 (6)	.630 (16)	1.142 (29)	.591 (15)	.472 (12)	10
54600 00 003	54600-6-1/8	6	1/8	.236 (6)	.630 (16)	1.220 (31)	.689 (17.5)	.512 (13)	10
54600 00 004	54600-6-1/4	6	1/4	.276 (7)	.748 (19)	1.299 (33)	.689 (17.5)	.551 (14)	10
54600 00 019	54600-6-3/8	6	3/8	.315 (8)	.866 (22)	1.378 (35)	.689 (17.5)	.551 (14)	10
54600 00 005	54600-8-1/8	8	1/8	.236 (6)	.630 (16)	1.339 (34)	.807 (20.5)	.512 (13)	10
54600 00 006	54600-8-1/4	8	1/4	.276 (7)	.748 (19)	1.417 (36)	.807 (20.5)	.551 (14)	10
54600 00 007	54600-8-3/8	8	3/8	.315 (8)	.866 (22)	1.496 (38)	.807 (20.5)	.630 (16)	10
54600 00 008	54600-10-1/4	10	1/4	.276 (7)	.748 (19)	1.575 (40)	.945 (24)	.630 (16)	10
54600 00 009	54600-10-3/8	10	3/8	.315 (8)	.866 (22)	1.654 (42)	.945 (24)	.630 (16)	10
54600 00 017	54600-10-1/2	10	1/2	.394 (10)	1.063 (27)	1.811 (46)	.945 (24)	.709 (18)	10
54600 00 011	54600-12-3/8	12	3/8	.315 (8)	.866 (22)	1.772 (45)	1.063 (27)	.709 (18)	10
54600 00 020	54600-12-1/2	12	1/2	.394 (10)	1.063 (27)	1.319 (33.5)	.866 (22)	.787 (20)	10

54625

DOUBLE JOINT



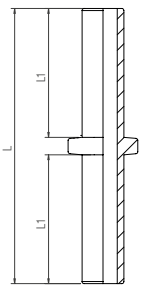

Code	Usa Ref	Tube	L	L1	Pack.
54625 00 B4 X1 00	54625-4	4	1.358 (34.5)	.630 (16)	10
54625 00 B4 X4 00	54625-6	6	1.555 (39.5)	.728 (18.5)	10
54625 00 B4 X7 00	54625-8	8	1.654 (42)	.768 (19.5)	10
54625 00 B4 X9 00	54625-10	10	2.028 (51.5)	.945 (24)	10
54625 00 B4 Y1 00	54625-12	12	2.362 (60)	1.102 (28)	10

54610

PLUG



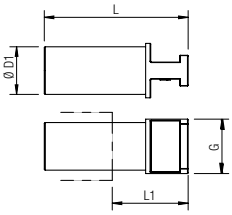

Code	Usa Ref	ØD1	G	L	L1	Pack.
54610 00 B4 X1 00	54610-4	4	.236 (6)	1.161 (29.5)	.610 (15.5)	10
54610 00 B4 X4 00	54610-6	6	.315 (8)	1.260 (32)	.610 (15.5)	10
54610 00 B4 X7 00	54610-8	8	.394 (10)	1.398 (35.5)	.768 (19.5)	10
54610 00 B4 X9 00	54610-10	10	.472 (12)	1.575 (40)	.768 (19.5)	10
54610 00 B4 Y1 00	54610-12	12	.551 (14)	1.634 (41.5)	.787 (20)	10

54700

REDUCER



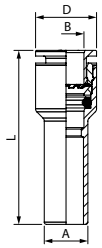

Code	Usa Ref	A	B	L	D	Pack.
54700 00 001	54700-6-4	6	4	1.130 (28.7)	.343 (8.7)	10
54700 00 008	54700-8-4	8	4	1.386 (35.2)	.441 (11.2)	10
54700 00 002	54700-8-6	8	6	1.394 (35.4)	.441 (11.2)	10
54700 00 011	54700-10-6	10	6	1.551 (39.4)	.551 (14)	10
54700 00 003	54700-10-8	10	8	1.571 (39.9)	.551 (14)	10
54700 00 007	54700-12-8	12	8	1.807 (45.9)	.681 (17.3)	10
54700 00 010	54700-12-10	12	10	1.831 (46.5)	.681 (17.3)	10

55800EN

(EPDM) PUSH-FIT CARTRIDGES

Code	Usa Ref	Tube	D	H1	H2	Pack.
55800 E0 N01	55800-4	4	.343 (8.7)	.429 (10.9)	.220 (5.6)	25
55800 E0 N03	55800-6	6	.423 (10.75)	.508 (12.9)	.272 (6.9)	25
55800 E0 N04	55800-8	8	.500 (12.7)	.512 (13)	.270 (6.85)	25
55800 E0 N05	55800-10	10	.618 (15.7)	.610 (15.5)	.335 (8.5)	25
55800 E0 N06	55800-12	12	.720 (18.3)	.697 (17.7)	.374 (9.5)	25

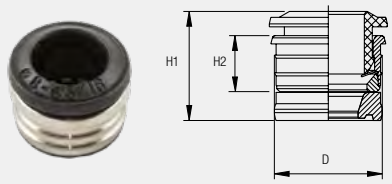

SEAT

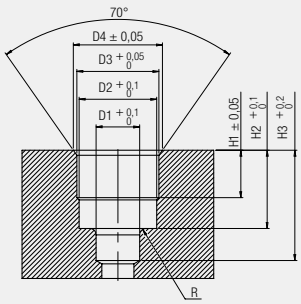

Seat dimensions push-fit cartridges.

Tube	D1	D2	D3	D4	H1	H2	H3	R
4	.165 (4.2)	.293 (7.45)	.331 (8.4)	.354 (9)	.148 (3.75)	.256 (6.5)	.374 (9.5)	.020 (0.5)
6	.244 (6.2)	.368 (9.35)	.411 (10.45)	.447 (11.35)	.197 (5)	.335 (8.5)	.453 (11.5)	.020 (0.5)
8	.323 (8.2)	.449 (11.4)	.488 (12.4)	.508 (12.9)	.205 (5.2)	.335 (8.5)	.492 (12.5)	.030 (0.75)
10	.402 (10.2)	.571 (14.5)	.606 (15.4)	.630 (16)	.264 (6.7)	.413 (10.5)	.591 (15)	.030 (0.75)
12	.480 (12.2)	.669 (17)	.709 (18)	.748 (19)	.295 (7.5)	.476 (12.1)	.669 (17)	.039 (1)

PUSH-FIT CARTRIDGES ASSEMBLING INSTRUCTIONS ART. 55800EN

1 Make the seat for the cartridge utilizing the suitable tool Art. 55801.



2 Insert the seal inside of the seat.



3 Insert the cartridge into the assembling tool Art. 55802.



4 Press the cartridge inside of the seat until it will be reached the abutment surface with the assembling tool.



55801

TOOL FOR PUSH-FIT CARTRIDGES SEAT



Code	Usa Ref	Tube	ø Body	Pack.
55801 00 001	55801-4	4	10 mm	1
55801 00 002	55801-6	6	12 mm	1
55801 00 003	55801-8	8	12 mm	1
55801 00 004	55801-10	10	16 mm	1
55801 00 005	55801-12	12	16 mm	1

55802

ASSEMBLING TOOL FOR PUSH-FIT CARTRIDGES



Code	Usa Ref	Tube	Pack.
55802 00 002	55802-4	4	1
55802 00 004	55802-6	6	1
55802 00 005	55802-8	8	1
55802 00 006	55802-10	10	1
55802 00 007	55802-12	12	1

SPRINGFIT ACCESSORIES



Fluids
Vacuum / Water / Food

Certification of the plastic material

M.O.C.A. 1935/2004 CE

FDA CFR 21

Pressures
145 psi (10 bar)

Temperatures
- 40 °F (-40 °C)
+ 176 °F (50 °C)
+ 212 °F (100 °C) Max 1 hour

Materials
POM FOOD GRADE

14040

STRAIGHT HOSE ADAPTOR



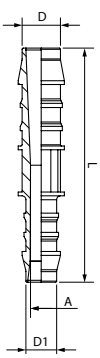

Code	Usa Ref	D	D1	A	L	Pack.
14040 00 95 X1 00	14040-4	4	4	.106 (2.7)	1.378 (35)	20
14040 00 95 FM 00	14040-6-4	6	4	.106 (2.7)	1.673 (42.5)	20
14040 00 95 X4 00	14040-6	6	6	.157 (4)	1.929 (49)	20
14040 00 95 GF 00	14040-8-6	8	6	.157 (4)	2.126 (54)	20
14040 00 95 X7 00	14040-8	8	8	.220 (5.6)	2.205 (56)	20
14040 00 95 PR 00	14040-10-6	10	6	.157 (4)	2.283 (58)	20
14040 00 95 FQ 00	14040-10-8	10	8	.220 (5.6)	2.382 (60.5)	20
14040 00 95 X9 00	14040-10	10	10	.276 (7)	2.480 (63)	20
14040 00 95 GT 00	14040-12-8	12	8	.220 (5.6)	2.461 (62.5)	20
14040 00 95 FS 00	14040-12-10	12	10	.276 (7)	2.520 (64)	20
14040 00 95 Y1 00	14040-12	12	12	.339 (8.6)	2.618 (66.5)	20

14130

ELBOW HOSE ADAPTOR



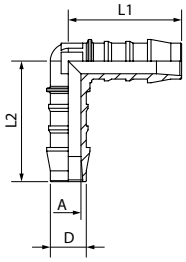

Code	Usa Ref	D	A	L1	L2	Pack.
14130 00 95 X1 00	14130-4	4	.098 (2.5)	.689 (17.5)	.768 (19.5)	20
14130 00 95 X4 00	14130-6	6	.157 (4)	.984 (25)	1.024 (26)	20
14130 00 95 X7 00	14130-8	8	.220 (5.6)	1.142 (29)	1.181 (30)	20
14130 00 95 X9 00	14130-10	10	.276 (7)	1.220 (31)	1.319 (33.5)	20
14130 00 95 Y1 00	14130-12	12	.339 (8.6)	1.358 (34.5)	1.417 (36)	20

14230

TEE HOSE ADAPTOR



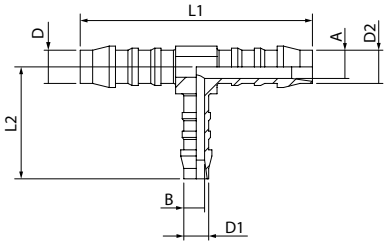

Code	Usa Ref	D	D1	D2	A	B	L1	L2	Pack.
14230 00 95 X1 00	14230-4	4	4	4	.106 (2.7)	.106 (2.7)	1.378 (35)	.768 (19.5)	20
14230 00 95 GR 00	14230-4-6-4	4	6	4	.106 (2.7)	.157 (4)	1.457 (37)	.945 (24)	20
14230 00 95 X4 00	14230-6	6	6	6	.157 (4)	.157 (4)	1.969 (50)	1.024 (26)	20
14230 00 95 KC 00	14230-8-4-8	8	4	8	.220 (5.6)	.098 (2.5)	2.205 (56)	.866 (22)	20
14230 00 95 GF 00	14230-8-6-8	8	6	8	.220 (5.6)	.157 (4)	2.205 (56)	1.102 (28)	20
14230 00 95 X7 00	14230-8	8	8	8	.220 (5.6)	.220 (5.6)	2.283 (58)	1.181 (30)	20
14230 00 95 PR 00	14230-10-6-10	10	6	10	.276 (7)	.157 (4)	2.441 (62)	1.102 (28)	20
14230 00 95 FQ 00	14230-10-8-10	10	8	10	.276 (7)	.220 (5.6)	2.441 (62)	1.220 (31)	20
14230 00 95 X9 00	14230-10	10	10	10	.276 (7)	.276 (7)	2.461 (62.5)	1.319 (33.5)	20
14230 00 95 FS 00	14230-12-10-12	12	10	12	.339 (8.6)	.276 (7)	2.717 (69)	1.299 (33)	20
14230 00 95 Y1 00	14230-12	12	12	12	.339 (8.6)	.339 (8.6)	2.717 (69)	1.417 (36)	20

14310

Y HOSE ADAPTOR



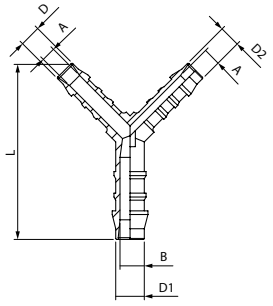

Code	Usa Ref	D	D1	D2	A	B	L	Pack.
14310 00 95 X1 00	14310-4	4	4	4	.098 (2.5)	.098 (2.5)	1.004 (25.5)	20
14310 00 95 GR 00	14310-4-6-4	4	6	4	.106 (2.7)	.157 (4)	1.378 (35)	20
14310 00 95 X4 00	14310-6	6	6	6	.157 (4)	.157 (4)	1.732 (44)	20
14310 00 95 GS 00	14310-6-8-6	6	8	6	.157 (4)	.220 (5.6)	1.929 (49)	20
14310 00 95 X7 00	14310-8	8	8	8	.220 (5.6)	.220 (5.6)	2.008 (51)	20
14310 00 95 X9 00	14310-10	10	10	10	.276 (7)	.276 (7)	2.126 (54)	20
14310 00 95 Y1 00	14310-12	12	12	12	.339 (8.6)	.339 (8.6)	2.520 (64)	20