AIGNEP

## 60000 Series



**60005**
Pag. 4.5



**60020**
Pag. 4.5



**60111X**
Pag. 4.5



**60115X**
Pag. 4.5



**60211X**
Pag. 4.6



**60215X**
Pag. 4.6



**60040**
Pag. 4.6



**60050**
Pag. 4.6



**60130X**
Pag. 4.7



**60230X**
Pag. 4.7



**60310X**
Pag. 4.7



**62541**
Pg. 4.7



**60871**
Pag. 4.8



**60876**
Pag. 4.8

Click here to view the 60000 Series on our Website

AIGNEP

AIGNEP

# STAINLESS STEEL PUSH-TO-CONNECT FITTINGS



## 60 Series

60000

## TECHNICAL CHARACTERISTICS

### Standard Reference

1907/2006 REACH ✓ | 2011/65/CE RoHS | PED 2014/68/UE | ISO 14743:2020 | SILICON FREE

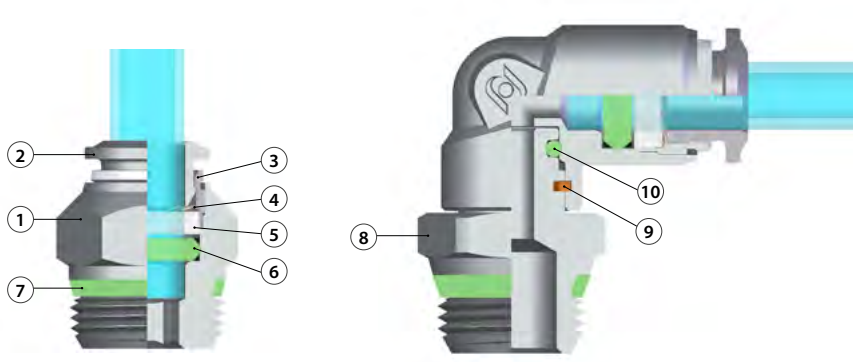


### Component Parts and Materials

1. AISI 316L steel body
2. AISI 316L steel collet
3. AISI 316L steel capsule
4. AISI 316L steel clamping washer
5. PPSU safety ring
6. Food FKM molded seal
7. Food FKM thread seal
8. AISI 316L steel threaded base
9. Seeger
10. Food FKM molded seal

### Pressure Rating

Vacuum ~ 290 psi
-0.99 bar ~ 20 bar
-0.099 MPa ~ 2.0 MPa

### Temperature Rating

| | |
|---|---|
| FKM | 5 °F ~ 374 °F |
| | -15 °C ~ 190 °C |

### Media

- Compressed Air
- Vacuum
- Water
- Steam

### Tubing Compatibility

Nylon 6 - 11 -12
Polyethylene
Polyurethane (98 Shore A for best results)
PTFE
FEP

SWIFTFIT Universal thread

**One fitting... Endless possibilities**

| NPT NPTF | ISO 7 BSPP - PF | ISO 7 BSPT - PT | ISO 228 BSP |
|---|---|---|---|
| TAPERED | PARALLEL | TAPERED | PARALLEL |



INCLINED CONCAVE CONVEX

### Torque Specifications

| Recommended Torque | | |
|---|---|---|
| Thread Size | Min. | Max. |
| 1/8 | 5 Nm | 7 Nm |
| 1/4 | 5 Nm | 7 Nm |
| 3/8 | 5 Nm | 7 Nm |
| 1/2 | 5 Nm | 7 Nm |

All SWIFTFIT fittings have been equipped with threads and an NBR thread seal that will universally connect to all thread types.
Our SWIFTFIT universal fittings also work on non-flat surfaces without compromising their airtight seal.

## UNF Threads

Standard USA design

Designed for use in UNF connections with an integrated NBR O-ring that provides a perfect seal



### UNF Torque Specifications

| Recommended Torque | | |
|---|---|---|
| **Thread Size** | **Min.** | **Breaking Torque** |
| 10/32 | 0.8 Nm | 3.2 Nm |

## Advantages

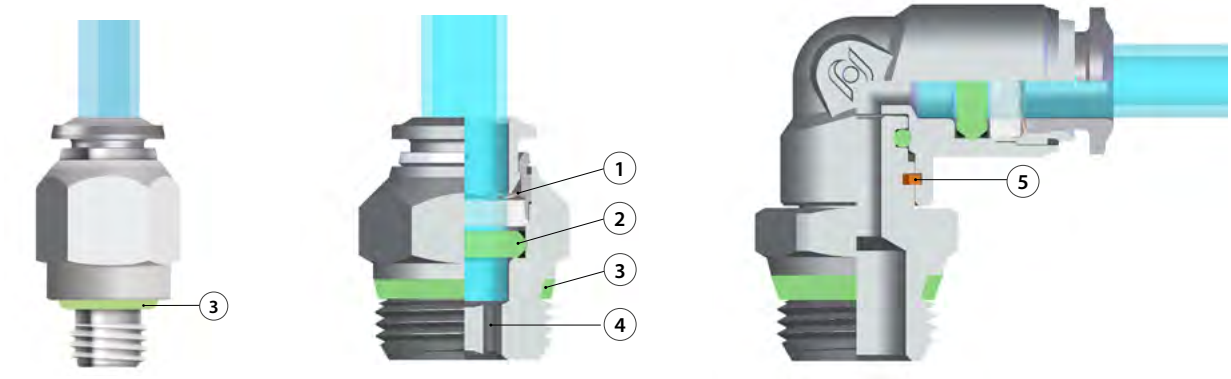


### Advantages

**1** The washer is made in stainless steel ensures the perfect tube clamping with every kind of material without damage the surface. The connection between the tube and the fitting ensures a total tightness even in severe conditions such as impact and vibrations.

**2** The particular geometric shape of the seal ensures the perfect tightness even with vacuum.

**3** All of threads from this range have been equipped with tightening parts which allow the direct assembly of the fittings, reducing the installation time.

**4** All the straight fittings can be assembled also with Allen wrench and it is possible to use them in reduced spaces.

**5** Orienting fitting with safety ring Inside. Improved durability to the rotation and traction.

## 60005
**STRAIGHT MALE**

SWIFTFIT Universal thread

NSF COMPONENT



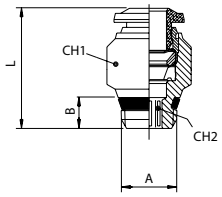


| Code | Usa Ref | Tube | A | B | L | CH1 | CH2 | Pack |
|---|---|---|---|---|---|---|---|---|
| 60005 00 001 | 60005-53-02 | 5/32 (4) | 1/8 | .217 (5.5) | .709 (18) | .472 (12) | .118 (3) | 10 |
| 60005 00 002 | 60005-53-04 | 5/32 (4) | 1/4 | .276 (7) | .728 (18.5) | .591 (15) | .118 (3) | 10 |
| 60005 00 051 | 60005-04-02 | 1/4 | 1/8 | .217 (5.5) | .846 (21.5) | .512 (13) | .157 (4) | 10 |
| 60005 00 052 | 60005-04-04 | 1/4 | 1/4 | .276 (7) | .807 (20.5) | .591 (15) | .157 (4) | 10 |
| 60005 00 003 | 60005-05-02 | 5/16 (8) | 1/8 | .217 (5.5) | .945 (24) | .551 (14) | .197 (5) | 10 |
| 60005 00 004 | 60005-05-04 | 5/16 (8) | 1/4 | .276 (7) | .846 (21.5) | .591 (15) | .236 (6) | 10 |
| 60005 00 053 | 60005-06-04 | 3/8 | 1/4 | .276 (7) | 1.083 (27.5) | .669 (17) | .276 (7) | 10 |
| 60005 00 054 | 60005-06-06 | 3/8 | 3/8 | .295 (7.5) | 1.004 (25.5) | .669 (17) | .315 (8) | 10 |
| 60005 00 057 | 60005-06-08 | 3/8 | 1/2 | .354 (9) | 1.004 (25.5) | .827 (21) | .315 (8) | 10 |
| 60005 00 055 | 60005-08-06 | 1/2 | 3/8 | .295 (7.5) | 1.220 (31) | .787 (20) | .354 (9) | 10 |
| 60005 00 056 | 60005-08-08 | 1/2 | 1/2 | .354 (9) | 1.220 (31) | .827 (21) | .394 (10) | 10 |

## 60020
**STRAIGHT MALE**

UNF

NSF COMPONENT



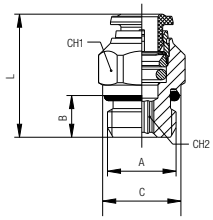


| Code | Usa Ref | Tube | A | B | L | CH1 | CH2 | C | Pack |
|---|---|---|---|---|---|---|---|---|---|
| 60020 00 050 | 60020-53-32 | 5/32 (4) | 10/32 | .157 (4) | .827 (21) | .394 (10) | .079 (2) | .315 (8) | 10 |
| 60020 00 051 | 60020-04-32 | 1/4 | 10/32 | .157 (4) | .906 (23) | .472 (12) | .079 (2) | .472 (12) | 10 |

## 60111X
**SWIVEL ELBOW**

SWIFTFIT Universal thread

NSF COMPONENT



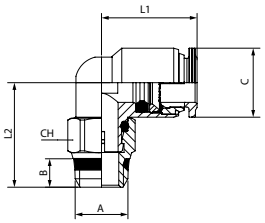


| Code | Usa Ref | Tube | A | B | C | L1 | L2 | CH | Pack |
|---|---|---|---|---|---|---|---|---|---|
| 60111 X0 001 | 60111X-53-02 | 5/32 (4) | 1/8 | .217 (5.5) | .394 (10) | .610 (15.5) | .610 (15.5) | .433 (11) | 10 |
| 60111 X0 002 | 60111X-53-04 | 5/32 (4) | 1/4 | .276 (7) | .394 (10) | .610 (15.5) | .689 (17.5) | .591 (15) | 10 |
| 60111 X0 051 | 60111X-04-02 | 1/4 | 1/8 | .217 (5.5) | .492 (12.5) | .709 (18) | .669 (17) | .433 (11) | 10 |
| 60111 X0 052 | 60111X-04-04 | 1/4 | 1/4 | .276 (7) | .492 (12.5) | .709 (18) | .748 (19) | .591 (15) | 10 |
| 60111 X0 003 | 60111X-05-02 | 5/16 (8) | 1/8 | .217 (5.5) | .571 (14.5) | .787 (20) | .846 (21.5) | .472 (12) | 10 |
| 60111 X0 004 | 60111X-05-04 | 5/16 (8) | 1/4 | .276 (7) | .571 (14.5) | .787 (20) | .846 (21.5) | .591 (15) | 10 |
| 60111 X0 053 | 60111X-06-04 | 3/8 | 1/4 | .276 (7) | .669 (17) | .925 (23.5) | 1.004 (25.5) | .591 (15) | 10 |
| 60111 X0 054 | 60111X-06-06 | 3/8 | 3/8 | .295 (7.5) | .669 (17) | .925 (23.5) | .925 (23.5) | .669 (17) | 10 |
| 60111 X0 055 | 60111X-06-08 | 3/8 | 1/2 | .354 (9) | .669 (17) | .925 (23.5) | 1.063 (27) | .827 (21) | 10 |
| 60111 X0 056 | 60111X-08-06 | 1/2 | 3/8 | .295 (7.5) | .807 (20.5) | 1.083 (27.5) | 1.024 (26) | .669 (17) | 10 |
| 60111 X0 057 | 60111X-08-08 | 1/2 | 1/2 | .354 (9) | .807 (20.5) | 1.083 (27.5) | 1.063 (27) | .827 (21) | 10 |

## 60115X
**SWIVEL ELBOW**

UNF

NSF COMPONENT



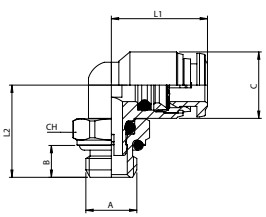


| Code | Usa Ref | Tube | A | B | C | L1 | L2 | CH | Pack |
|---|---|---|---|---|---|---|---|---|---|
| 60115 X0 050 | 60115X-53-32 | 5/32 (4) | 10/32 | .157 (4) | .394 (10) | .610 (15.5) | .630 (16) | .315 (8) | 10 |

## 60211X

**SWIVEL BRANCH TEE**



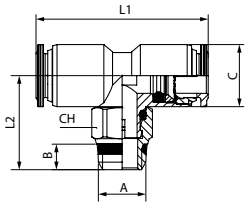


| Code | Usa Ref | Tube | A | B | C | L1 | L2 | CH | Pack |
|---|---|---|---|---|---|---|---|---|---|
| 60211 X0 001 | 60211X-53-02 | 5/32 (4) | 1/8 | .217 (5.5) | .394 (10) | 1.201 (30.5) | .610 (15.5) | .433 (11) | 10 |
| 60211 X0 002 | 60211X-53-04 | 5/32 (4) | 1/4 | .276 (7) | .394 (10) | 1.201 (30.5) | .689 (17.5) | .591 (15) | 10 |
| 60211 X0 051 | 60211X-04-02 | 1/4 | 1/8 | .217 (5.5) | .492 (12.5) | 1.417 (36) | .669 (17) | .433 (11) | 10 |
| 60211 X0 052 | 60211X-04-04 | 1/4 | 1/4 | .276 (7) | .492 (12.5) | 1.417 (36) | .748 (19) | .591 (15) | 10 |
| 60211 X0 003 | 60211X-05-02 | 5/16 (8) | 1/8 | .217 (5.5) | .571 (14.5) | 1.575 (40) | .846 (21.5) | .472 (12) | 10 |
| 60211 X0 004 | 60211X-05-04 | 5/16 (8) | 1/4 | .276 (7) | .571 (14.5) | 1.575 (40) | .846 (21.5) | .591 (15) | 10 |
| 60211 X0 053 | 60211X-06-04 | 3/8 | 1/4 | .276 (7) | .669 (17) | 1.850 (47) | 1.004 (25.5) | .591 (15) | 10 |
| 60211 X0 054 | 60211X-06-06 | 3/8 | 3/8 | .295 (7.5) | .669 (17) | 1.850 (47) | .925 (23.5) | .669 (17) | 10 |
| 60211 X0 055 | 60211X-06-08 | 3/8 | 1/2 | .354 (9) | .669 (17) | 1.850 (47) | 1.063 (27) | .827 (21) | 10 |
| 60211 X0 056 | 60211X-08-06 | 1/2 | 3/8 | .295 (7.5) | .807 (20.5) | 2.165 (55) | 1.024 (26) | .669 (17) | 10 |
| 60211 X0 057 | 60211X-08-08 | 1/2 | 1/2 | .354 (9) | .807 (20.5) | 2.165 (55) | 1.063 (27) | .827 (21) | 10 |

## 60215X

**SWIVEL BRANCH TEE**

UNF



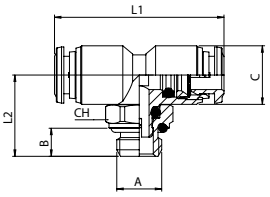


| Code | Usa Ref | Tube | A | B | C | L1 | L2 | CH | Pack |
|---|---|---|---|---|---|---|---|---|---|
| 60215 X0 050 | 60215X-53-32 | 5/32 (4) | 10/32 | .157 (4) | .394 (10) | 1.201 (30.5) | .630 (16) | .315 (8) | 10 |

## 60040

**UNION**



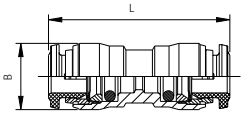


| Code | Usa Ref | Tube | L | B | Pack |
|---|---|---|---|---|---|
| 60040 00 001 | 60040-53 | 5/32 (4) | 1.220 (31) | .413 (10.5) | 5 |
| 60040 00 051 | 60040-04 | 1/4 | 1.378 (35) | .492 (12.5) | 10 |
| 60040 00 003 | 60040-05 | 5/16 (8) | 1.437 (36.5) | .571 (14.5) | 5 |
| 60040 00 052 | 60040-06 | 3/8 | 1.654 (42) | .689 (17.5) | 10 |
| 60040 00 053 | 60040-08 | 1/2 | 1.890 (48) | .807 (20.5) | 10 |

## 60050

**BULKHEAD CONNECTOR**



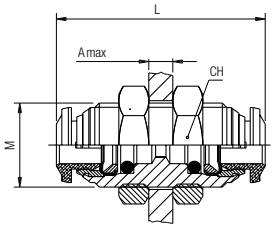


| Code | Usa Ref | Tube | M | L | CH | A max | Pack. |
|---|---|---|---|---|---|---|---|
| 60050 00 001 | 60050-53 | 5/32 (4) | M12x1 | 1.220 (31) | .669 (17) | .276 (7) | 5 |
| 60050 00 051 | 60050-04 | 1/4 | M14x1 | 1.378 (35) | .669 (17) | .354 (9) | 10 |
| 60050 00 003 | 60050-05 | 5/16 (8) | M16x1 | 1.457 (37) | .748 (19) | .413 (10.5) | 5 |
| 60050 00 052 | 60050-06 | 3/8 | M20x1 | 1.654 (42) | 1.024 (26) | .492 (12.5) | 10 |
| 60050 00 053 | 60050-08 | 1/2 | M22x1 | 1.890 (48) | 1.024 (26) | .650 (16.5) | 10 |

# 60130X

**UNION ELBOW**



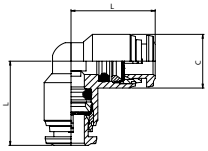


| Code | Usa Ref | Tube | C | L | Pack |
|---|---|---|---|---|---|
| 60130 X0 001 | 60130X-53 | 5/32 (4) | .394 (10) | .630 (16) | 5 |
| 60130 X0 051 | 60130X-04 | 1/4 | .492 (12.5) | .768 (19.5) | 10 |
| 60130 X0 003 | 60130X-05 | 5/16 (8) | .571 (14.5) | .827 (21) | 5 |
| 60130 X0 052 | 60130X-06 | 3/8 | .669 (17) | .098 (2.5) | 10 |
| 60130 X0 053 | 60130X-08 | 1/2 | .807 (20.5) | 1.142 (29) | 10 |

# 60230X

**UNION TEE**



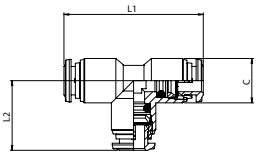


| Code | Usa Ref | Tube | C | L1 | L2 | Pack |
|---|---|---|---|---|---|---|
| 60230 X0 001 | 60230X-53 | 5/32 (4) | .394 (10) | 1.260 (32) | .630 (16) | 5 |
| 60230 X0 051 | 60230X-04 | 1/4 | .492 (12.5) | 1.535 (39) | .768 (19.5) | 10 |
| 60230 X0 003 | 60230X-05 | 5/16 (8) | .571 (14.5) | 1.654 (42) | .827 (21) | 5 |
| 60230 X0 052 | 60230X-06 | 3/8 | .669 (17) | 1.929 (49) | .965 (24.5) | 10 |
| 60230 X0 053 | 60230X-08 | 1/2 | .807 (20.5) | 2.264 (57.5) | 1.142 (29) | 10 |

# 60310X

**UNION TEE**



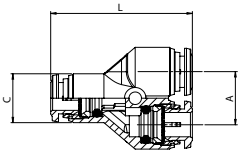


| Code | Usa Ref | Tube | A | C | L | Pack |
|---|---|---|---|---|---|---|
| 60310 X0 001 | 60310X-53 | 5/32 (4) | .433 (11) | .394 (10) | 1.220 (31) | 2 |
| 60310 X0 003 | 60310X-05 | 5/16 (8) | .610 (15.5) | .571 (14.5) | 1.575 (40) | 2 |

# 62541

**NPT**

**SILENCER WITH MICRO GRID OF STAINLESS STEEL**



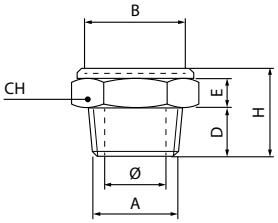


| Code | Usa Ref | A (NPT) | Ø | B | D | E | H | CH | Pack. |
|---|---|---|---|---|---|---|---|---|---|
| 62541 00 001 | 62541-02 | 1/8 | .236 (6) | .354 (9) | .276 (7) | .157 (4) | .551 (14) | .551 (14) | 10 |
| 62541 00 002 | 62541-04 | 1/4 | .315 (8) | .512 (13) | .433 (11) | .157 (4) | .709 (18) | .669 (17) | 10 |
| 62541 00 003 | 62541-06 | 3/8 | .472 (12) | .709 (18) | .433 (11) | .197 (5) | .709 (18) | .866 (22) | 10 |
| 62541 00 004 | 62541-08 | 1/2 | .591 (15) | .886 (22.5) | .591 (15) | .276 (7) | .984 (25) | 1.063 (27) | 10 |
| 62541 00 005 | 62541-12 | 3/4 | .787 (20) | 1.102 (28) | .630 (16) | .354 (9) | 1.063 (27) | 1.260 (32) | 10 |
| 62541 00 006 | 62541-16 | 1 | 1.024 (26) | 1.339 (34) | .748 (19) | .433 (11) | 1.260 (32) | 1.614 (41) | 10 |

| | min | max |
|---|---|---|
| *Temperature* | - 58 °F | + 752 °F |
| *Pressure* | | 10 bar |
| *Filtration threshold* | | 70 µm |

# 60871

**TUBE ENGRAVER**



| Code | Usa Ref | Ø | Pack. |
|---|---|---|---|
| 60871 00 001 | 60871 | 4 - 16 | 1 |

**Clamping point dimensions on metallic tubes for push-in fittings**

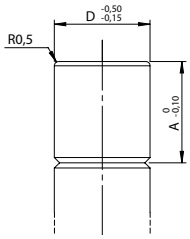


| Ø | A |
|---|---|
| 50000 - 55000 - 60000 | |
| 4 | 6.2 |
| 6 | 7 |
| 8 | 8 |
| 10 | 9 |
| 12 | 10.2 |
| 14 | 9 |
| 16 | 11 |

# 60876

**SPARE BLADE 60871**



| Code | Usa Ref | Pack. |
|---|---|---|
| 60876 00 01 00 00 | 60876 | 1 |