Ghilux Ball Valves Series — INCH - NPT


86300
Pg. 16.6


86310
Pg. 16.6


86320
Pg. 16.6


86330
Pg. 16.6


86700
Pg. 16.6


86710
Pg. 16.7


86720
Pg. 16.7

Ghilux Ball Valves Series — METRIC - BSPP


6300
Pg. 16.7


6310
Pg. 16.7


6400
Pg. 16.8


6410
Pg. 16.8


6560
Pg. 16.8


6570
Pg. 16.8


6620
Pg. 16.9


6630
Pg. 16.9


6640
Pg. 16.9


6900
Pg. 16.10


6910
Pg. 16.10


6915
Pg. 16.10


6920
Pg. 16.10

Ghinox Stainless Steel Ball Valves Series — INCH - NPT


66301
Pg. 16.11


66311
Pg. 16.12

Ghinox Stainless Steel Ball Valves Series — METRIC - BSPP


66300
Pg. 16.12


66310
Pg. 16.12


66560
Pg. 16.12


66570
Pg. 16.12

Click here to view the Ghilux Series on our Website

Click here to view the Ghinox Series on our Website

AIGNEP

CHROME-PLATED BRASS & STAINLESS STEEL BALL VALVES



Ball Valves Series

BALL VALVES

TECHNICAL CHARACTERISTICS

Standard Reference

1907/2006 REACH ✓ | 2011/65/CE RoHS | PED 2014/68/UE | ISO 14743:2020 | SILICON FREE

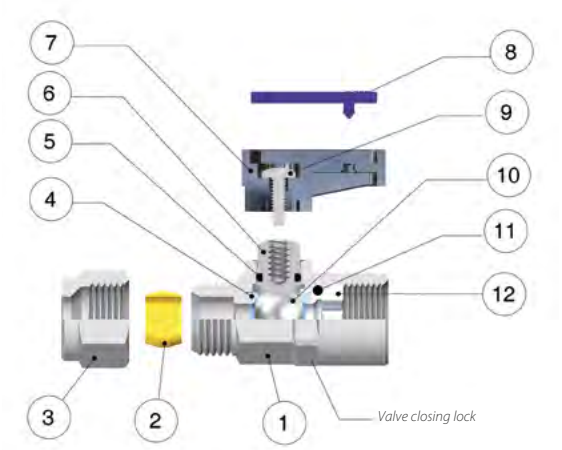

Component Parts and Materials

1 Chrome nickel-plated brass body
2 Brass olive (if requested PTFE)
3 Chrome nickel-plated brass nut
4 PTFE seats
5 NBR O-ring seal (FKM-EPDM-HNBR if required)
6 Chrome nickel-plated brass spindle
7 PA66 glass-reinforced handle
8 Acetal resin plate
9 Steel screw
10 Chrome nickel-plated brass ball
11 NBR O-ring seal*
12 Brass fitting

Pressure Rating

Vacuum ~ 290 psi
-0.99 bar ~ 20 bar
-0.099 MPa ~ 2.0 MPa

Temperatures

NBR	EPDM *on request*	FKM *on request*
-4 °F ~ 176 °F	-40 °F ~ 266 °F	5 °F ~ 266 °F
-20 °C ~ 80 °C	-40 °C ~ 130 °C	-15 °C ~ 130 °C

Media

- Compressed air
- Water
- Oils
- Rated for gases, consult factory for details

Threads

Gas in conformity with ISO7.1, BS 21, DIN 2999.
Parallel gas in conformity with ISO 228 Class A.

PRESSURE - TEMPERATURE RATINGS DIAGRAM

PTFE + FKM

PTFE + NBR

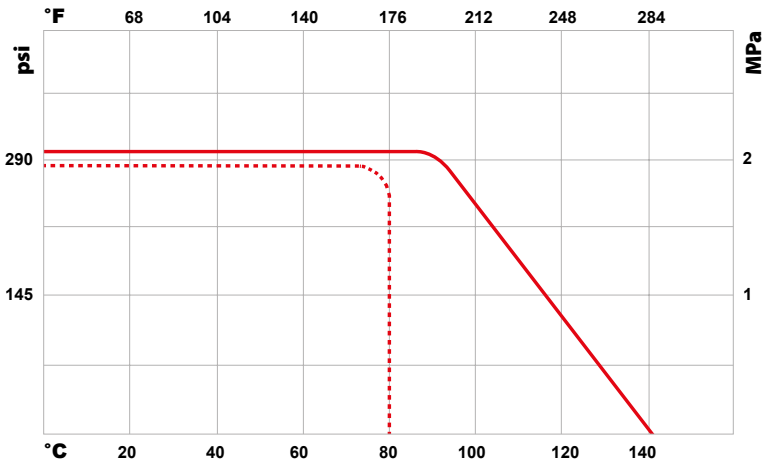

BALL VALVE SPECIFICATIONS

1/8"

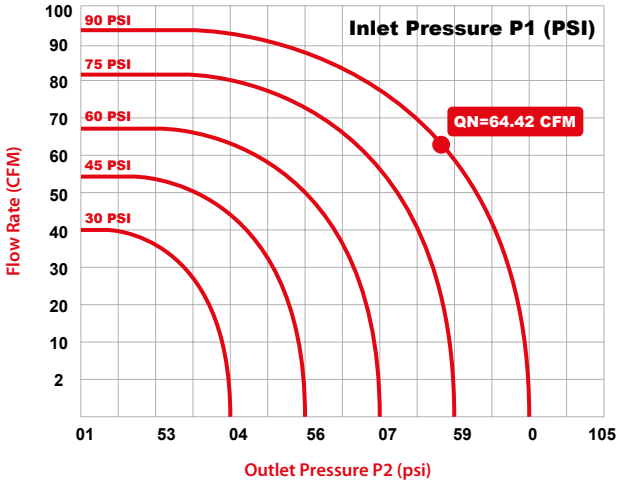

1/4"

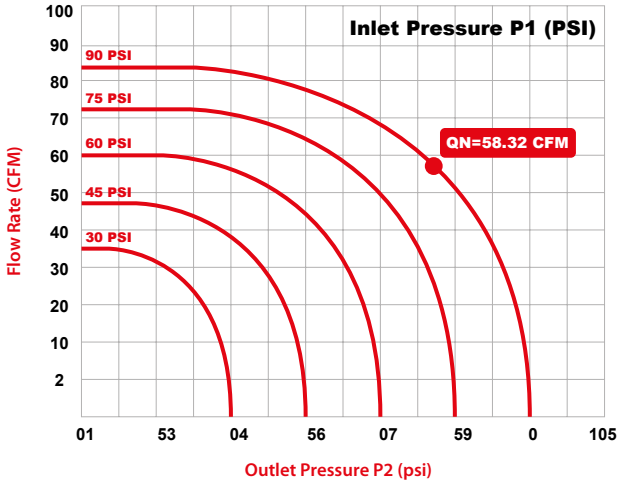

3/8"

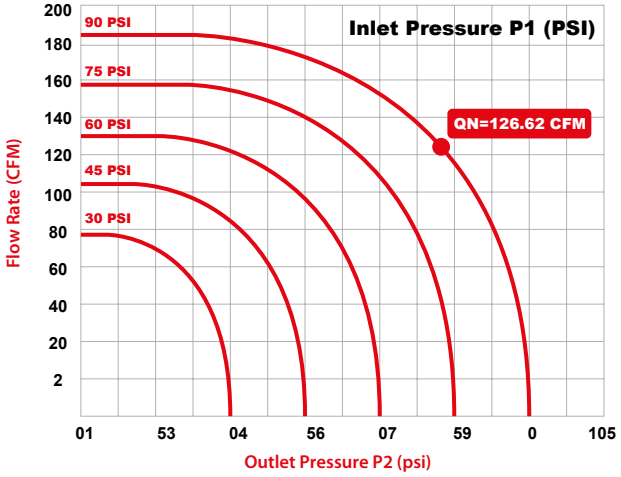

1/2"

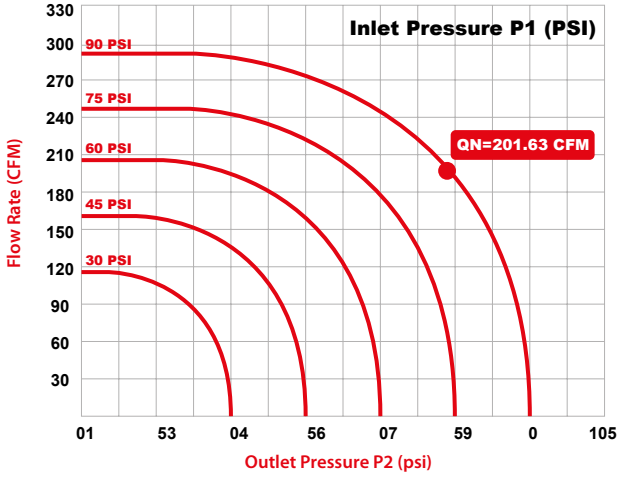

3/4"

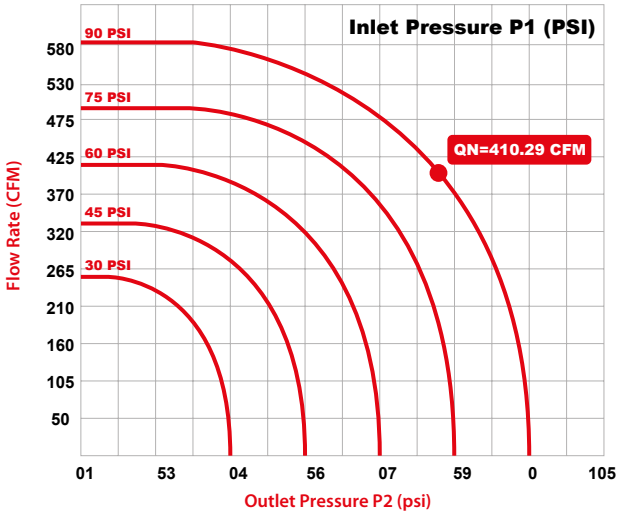

BALL VALVE SPECIFICATIONS

Flow Rate & Pressure Drop

In the table below, we specify the flow rate factors of our ball valves. These factors represent the amount of air and water that flows through the valve. They are measured by Cubic Feet per Minute (CFM) at 60 °F.

Factors of flow rate		
Thread Size	**CFM**	**m^3/h**
1/8"	0.95	1.6
1/4"	0.86	1.4
3/8"	1.86	3.1
1/2"	2.97	5
3/4"	6.05	10.2

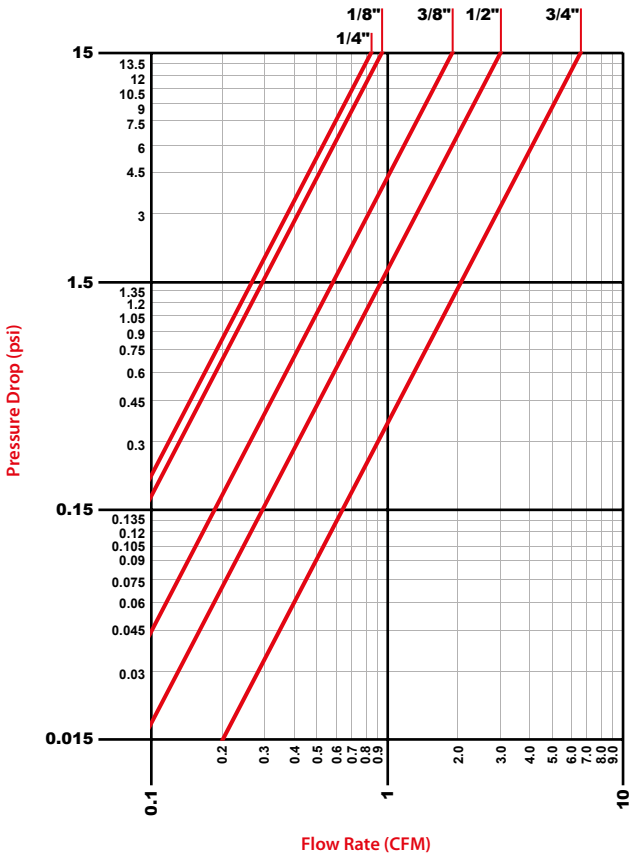

Option

PART NUMBER	SIZE	COLOR	TYPE OF THE SEAL	TYPE OF HANDLE
86300	3/8-3/8	BLUE PLATE	NBR	

BL — Blue Plate

NBR



Standard Short Handle for Valve 1/8-1/4-3/8-1/2
Standard Long Handle for Valve 3/4

If required

RO — Red Plate

VE — Green Plate

BN — White Plate

GI — Yellow Plate

FKM
HNBR
EPDM



LONG Handle

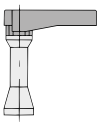

Long Handle with Spindle Extension

GAS:

GI — Yellow Plate EN 331

86300

NPTF

FEMALE X FEMALE



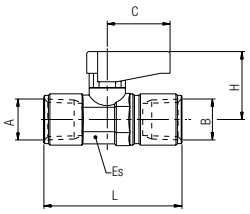

Code	Usa Ref	A	B	(DN)	ES	L	C	H	Pack
86300 00 001	86300-02-02	1/8	1/8	.217 (5.5)	.551 (14) - .591 (15)	1.476 (37.5)	.748 (19)	.827 (21)	10
86300 00 002	86300-04-04	1/4	1/4	.217 (5.5)	.551 (14) - .591 (15)	1.811 (46)	.748 (19)	.827 (21)	10
86300 00 003	86300-06-06	3/8	3/8	.315 (8)	.709 (18) - .748 (19)	1.909 (48.5)	.748 (19)	.866 (22)	10
86300 00 004	86300-08-08	1/2	1/2	.394 (10)	.866 (22) - .906 (23)	2.441 (62)	1.024 (26)	1.201 (30.5)	10

86310

NPTF

MALE X FEMALE



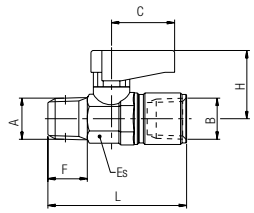

Code	Usa Ref	A	B	(DN)	ES	F	L	C	H	Pack
86310 00 001	86310-02-02	1/8	1/8	.217 (5.5)	.551 (14) - .591 (15)	.335 (8.5)	1.476 (37.5)	.748 (19)	.827 (21)	10
86310 00 002	86310-04-04	1/4	1/4	.217 (5.5)	.551 (14) - .591 (15)	.512 (13)	1.811 (46)	.748 (19)	.827 (21)	10
86310 00 003	86310-06-06	3/8	3/8	.315 (8)	.709 (18) - .748 (19)	.512 (13)	1.909 (48.5)	.748 (19)	.866 (22)	10
86310 00 004	86310-08-08	1/2	1/2	.394 (10)	.866 (22) - .906 (23)	.669 (17)	2.441 (62)	1.024 (26)	1.201 (30.5)	10
86310 00 005	86310-12-12	3/4	3/4	.551 (14)	1.102 (28) - 1.181 (30)	.689 (17.5)	2.500 (63.5)	1.949 (49.5)	1.319 (33.5)	5

86320

Inch tube

INCH TUBE X INCH TUBE



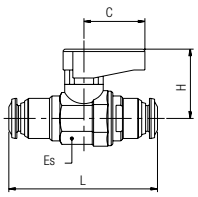

Code	Usa Ref	Tube	Tube	ES	L	C	H	Pack
86320 00 001	86320-02-02	1/8	1/8	.551 (14) - .591 (15)	1.673 (42.5)	.748 (19)	.827 (21)	10
86320 00 002	86320-04-04	1/4	1/4	.551 (14) - .591 (15)	1.831 (46.5)	.748 (19)	.827 (21)	10
86320 00 003	86320-06-06	3/8	3/8	.709 (18) - .748 (19)	2.382 (60.5)	.748 (19)	.866 (22)	10

86330

Inch tube - NPTF

INCH TUBE X MALE



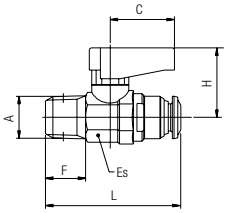

Code	Usa Ref	Tube	A	F	ES	L	C	H	Pack
86330 00 001	86330-53-02	5/32 (4)	1/8	.335 (8.5)	.551 (14) - .591 (15)	1.378 (35)	.748 (19)	.827 (21)	10
86330 00 004	86330-04-02	1/4	1/8	.335 (8.5)	.551 (14) - .591 (15)	1.575 (40)	.748 (19)	.827 (21)	10
86330 00 002	86330-04-04	1/4	1/4	.492 (12.5)	.551 (14) - .591 (15)	1.516 (38.5)	.748 (19)	.827 (21)	10
86330 00 003	86330-06-06	3/8	3/8	.512 (13)	.709 (18) - .748 (19)	1.772 (45)	.748 (19)	.866 (22)	10

86700

NPTF

THREE POSITION (CLOSED CENTER)



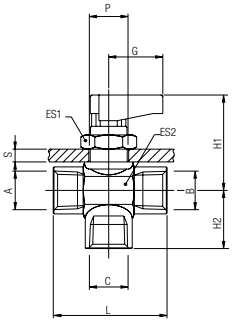

Code	Usa Ref	A/B/C	(DN)	ES1	ES2	L	G	H1	H2	S max	P	Pack
86700 00 001	86700-02	1/8	.217 (5.5)	.669 (17)	.669 (17)	1.476 (37.5)	.748 (19)	1.319 (33.5)	.650 (16.5)	.177 (4.5)	.571 (14.5)	10
86700 00 002	86700-04	1/4	.217 (5.5)	.669 (17)	.669 (17)	1.476 (37.5)	.748 (19)	1.319 (33.5)	.650 (16.5)	.177 (4.5)	.571 (14.5)	10
86700 00 003	86700-06	3/8	.276 (7)	.669 (17)	.827 (21)	1.909 (48.5)	.748 (19)	1.378 (35)	.866 (22)	.177 (4.5)	.571 (14.5)	10

NO GAS

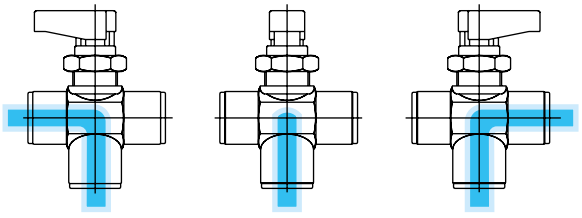

86710

THREE POSITION (OPEN CENTER)

NPTF



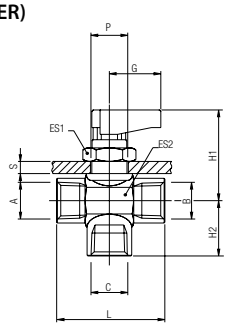

NO GAS



Code	Usa Ref	A/B/C	DN	ES1	ES2	L	G	H1	H2	S max	P	Pack
86710 00 001	86710-02	1/8	.217 (5.5)	.669 (17)	.669 (17)	1.476 (37.5)	.748 (19)	1.319 (33.5)	.650 (16.5)	.177 (4.5)	.571 (14.5)	10
86710 00 002	86710-04	1/4	.217 (5.5)	.669 (17)	.669 (17)	1.476 (37.5)	.748 (19)	1.319 (33.5)	.650 (16.5)	.177 (4.5)	.571 (14.5)	10
86710 00 003	86710-06	3/8	.276 (7)	.827 (21)	.827 (21)	1.909 (48.5)	.748 (19)	1.378 (35)	.866 (22)	.177 (4.5)	.571 (14.5)	10

86720

RIGHT ANGLE

NPTF



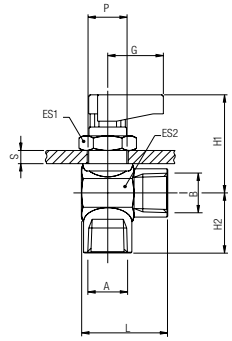

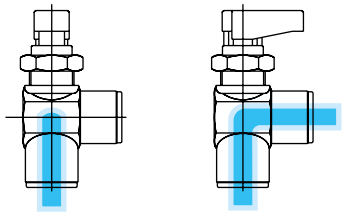

Code	Usa Ref	A/B	DN	ES1	ES2	L	G	H1	H2	S max	P	Pack
86720 00 001	86720-02	1/8	.217 (5.5)	.669 (17)	.669 (17)	1.476 (37.5)	.748 (19)	1.319 (33.5)	.650 (16.5)	.177 (4.5)	.571 (14.5)	10
86720 00 002	86720-04	1/4	.217 (5.5)	.669 (17)	.669 (17)	1.476 (37.5)	.748 (19)	1.319 (33.5)	.650 (16.5)	.177 (4.5)	.571 (14.5)	10
86720 00 003	86720-06	3/8	.276 (7)	.669 (17)	.827 (21)	1.535 (39)	.748 (19)	1.378 (35)	.866 (22)	.177 (4.5)	.571 (14.5)	10

METRIC BALL VALVES

6300

FEMALE X FEMALE

BSPP



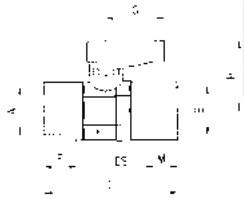

Code	Usa Ref	A	B	DN	ES	F	M	L	G	H	Pack
06300 00 001	6300-1/8	1/8	1/8	.217 (5.5)	.551(14) - .591(15)	.291 (7.4)	.291 (7.4)	1.417 (36)	.748 (19)	.827 (21)	10
06300 00 002	6300-1/4	1/4	1/4	.217 (5.5)	.551(14) - .591(15)	.433 (11)	.433 (11)	1.693 (43)	.748 (19)	.827 (21)	10
06300 00 003	6300-3/8	3/8	3/8	.315 (8)	.709(18) - .748(19)	.449 (11.4)	.449 (11.4)	1.850 (47)	.748 (19)	.866 (22)	10
06300 00 004	6300-1/2	1/2	1/2	.394 (10)	.866(22) - .906(23)	.591 (15)	.591 (15)	2.323 (59)	1.024 (26)	1.201 (30.5)	10
06300 00 055	6300-3/4	3/4	3/4	.551 (14)	1.102(28) - 1.181(30)	.642 (16.3)	.642 (16.3)	2.638 (67)	1.969 (50)	1.299 (33)	5

6310

MALE X FEMALE

BSPT



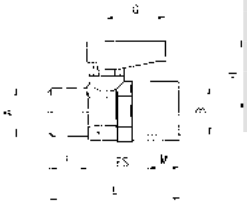

Code	Usa Ref	A	B	DN	ES	F	M	L	G	H	Pack
06310 00 001	6310-1/8-1/8	1/8	1/8	.217 (5.5)	.551(14) - .591(15)	.291 (7.4)	.291 (7.4)	1.417 (36)	.748 (19)	.827 (21)	10
06310 00 002	6310-1/4-1/8	1/4	1/8	.217 (5.5)	.551(14) - .591(15)	.433 (11)	.291 (7.4)	1.594 (40.5)	.748 (19)	.827 (21)	10
06310 00 003	6310-1/4-1/4	1/4	1/4	.217 (5.5)	.551(14) - .591(15)	.433 (11)	.433 (11)	1.693 (43)	.748 (19)	.827 (21)	10
06310 00 004	6310-3/8-3/8	3/8	3/8	.315 (8)	.709(18) - .748(19)	.449 (11.4)	.449 (11.4)	1.811 (46)	.748 (19)	.866 (22)	10
06310 00 005	6310-1/2-1/2	1/2	1/2	.394 (10)	.866(22) - .906(23)	.591 (15)	.591 (15)	2.244 (57)	1.024 (26)	1.201 (30.5)	10
06310 00 066	6310-3/4-3/4	3/4	3/4	.551 (14)	1.102(28) - 1.181(30)	.642 (16.3)	.642 (16.3)	2.480 (63)	1.969 (50)	1.299 (33)	5

6400

BSP

FEMALE X FEMALE



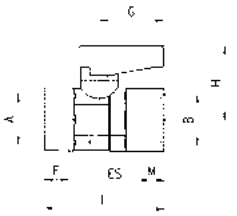

Code	Usa Ref	A	B	DN	ES	F	M	L	G	H	Pack
06400 00 001	6400-1/8-1/8	1/8	1/8	.217 (5.5)	.551(14) - .591(15)	.276 (7)	.276 (7)	1.378 (35)	.748 (19)	.827 (21)	10
06400 00 002	6400-1/4-1/4	1/4	1/4	.217 (5.5)	.551(14) - .591(15)	.315 (8)	.315 (8)	1.457 (37)	.748 (19)	.827 (21)	10
06400 00 003	6400-3/8-3/8	3/8	3/8	.315 (8)	.709(18) - .748(19)	.354 (9)	.354 (9)	1.654 (42)	.748 (19)	.866 (22)	10
06400 00 004	6400-1/2-1/2	1/2	1/2	.394 (10)	.866(22) - .906(23)	.394 (10)	.394 (10)	1.929 (49)	1.024 (26)	1.201 (30.5)	10
06400 00 055	6400-3/4-3/4	3/4	3/4	.551 (14)	1.102(28) - 1.181(30)	.472 (12)	.472 (12)	2.283 (58)	1.969 (50)	1.299 (33)	5

6410

BSP

MALE X FEMALE



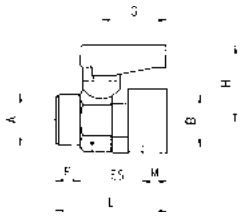

Code	Usa Ref	A	B	DN	ES	F	M	L	G	H	Pack
06410 00 001	6410-1/8-1/8	1/8	1/8	.217 (5.5)	.551(14) - .591(15)	.276 (7)	.276 (7)	1.339 (34)	.748 (19)	.827 (21)	10
06410 00 002	6410-1/4-1/8	1/4	1/8	.217 (5.5)	.551(14) - .591(15)	.315 (8)	.276 (7)	1.378 (35)	.748 (19)	.827 (21)	10
06410 00 003	6410-1/4-1/4	1/4	1/4	.217 (5.5)	.551(14) - .591(15)	.315 (8)	.315 (8)	1.378 (35)	.748 (19)	.827 (21)	10
06410 00 004	6410-3/8-3/8	3/8	3/8	.315 (8)	.709(18) - .748(19)	.354 (9)	.354 (9)	1.535 (39)	.748 (19)	.866 (22)	10
06410 00 005	6410-1/2-1/2	1/2	1/2	.394 (10)	.866(22) - .906(23)	.394 (10)	.394 (10)	1.772 (45)	1.024 (26)	1.201 (30.5)	10
06410 00 066	6410-3/4-3/4	3/4	3/4	.551 (14)	1.102(28) - 1.181(30)	.472 (12)	.472 (12)	2.047 (52)	1.969 (50)	1.299 (33)	5

6560

Metric tube

TUBE X TUBE



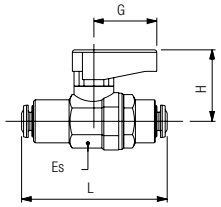

Code	Usa Ref	Tube	Tube	DN	ES	L	G	H	Pack
06560 00 001	6560-4-4	5/32 (4)	5/32 (4)	.118 (3)	.551(14) - .591(15)	1.732 (44)	.748 (19)	.827 (21)	10
06560 00 002	6560-6-6	6	6	.197 (5)	.551(14) - .591(15)	1.890 (48)	.748 (19)	.827 (21)	10
06560 00 003	6560-8-8	5/16 (8)	5/16 (8)	.217 (5.5)	.551(14) - .591(15)	1.890 (48)	.748 (19)	.827 (21)	10
06560 00 075	6560-10-10	10	10	.315 (8)	.709(18) - .748(19)	2.303 (58.5)	.748 (19)	.866 (22)	10
06560 00 076	6560-12-12	12	12	.394 (10)	.866(22) - .906(23)	2.598 (66)	1.024 (26)	1.201 (30.5)	10

6570

Metric tube - BSPT

TUBE X MALE



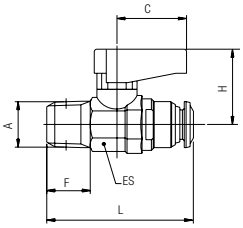

Code	Usa Ref	A	Tube	DN	F	ES	L	C	H	Pack
06570 00 001	6570-4-1/8	1/8	5/32 (4)	.118 (3)	.335 (8.5)	.551(14) - .591(15)	1.516 (38.5)	.748 (19)	.827 (21)	10
06570 00 002	6570-6-1/8	1/8	6	.197 (5)	.335 (8.5)	.551(14) - .591(15)	1.575 (40)	.748 (19)	.827 (21)	10
06570 00 004	6570-8-1/8	1/8	5/16 (8)	.217 (5.5)	.335 (8.5)	.551(14) - .591(15)	1.634 (41.5)	.748 (19)	.827 (21)	10
06570 00 003	6570-6-1/4	1/4	6	.197 (5)	.492 (12.5)	.551(14) - .591(15)	1.516 (38.5)	.748 (19)	.827 (21)	10
06570 00 005	6570-8-1/4	1/4	8	.236 (6)	.492 (12.5)	.551(14) - .591(15)	1.791 (45.5)	.748 (19)	.866 (22)	10

6620

New BSP

TWO-WAY G ISO 228 FEMALE DISTRIBUTOR

Code	Usa Ref	A	B	C	D	L	L1	L2	H	F	Pack.
06620 00 001	6620-3/8-1/4	3/8	1/4	.453 (11.5)	.374 (9.5)	3.189 (81)	1.260 (32)	1.457 (37)	1.260 (32)	.217 (5.5)	1



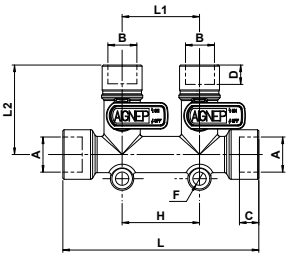

OPEN

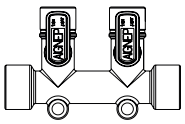

CLOSED

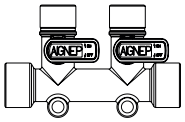

6630

New BSP

THREE-WAY G ISO 228 FEMALE DISTRIBUTOR

Code	Usa Ref	A	B	C	D	L	L1	L2	H	F	Pack.
06630 00 001	6630-3/8-1/4	3/8	1/4	.453 (11.5)	.374 (9.5)	4.449 (113)	1.260 (32)	1.457 (37)	2.520 (64)	.217 (5.5)	1



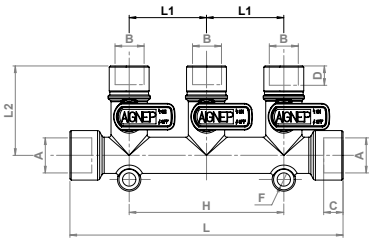

OPEN

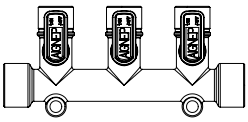

CLOSED

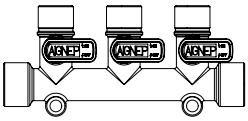

6640

New BSP

FOUR-WAY G ISO 228 FEMALE DISTRIBUTOR

Code	Usa Ref	A	B	C	D	L	L1	L2	H	F	Pack.
06640 00 001	6640-3/8-1/4	3/8	1/4	.453 (11.5)	.374 (9.5)	5.709 (145)	1.260 (32)	1.457 (37)	3.780 (96)	.217 (5.5)	1



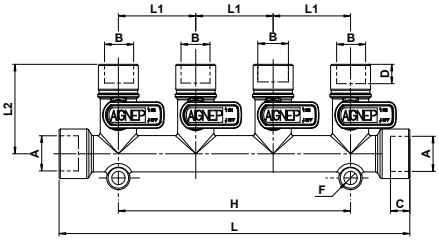

OPEN

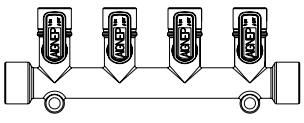

CLOSED

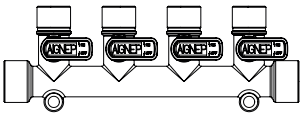

BALL VALVE ACCESSORIES

6900
SHORT HANDLE



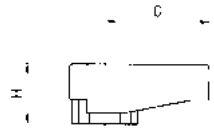

Code	Usa Ref	G	H	Size Valve	Pack
* 06900 A0 30 00 00	* 86900-02	.748 (19)	.433 (11)	1/8 - 1/4 - 3/8	20
06900 B0 30 00 00	86900-08	1.024 (26)	.591 (15)	1/2 - 3/4	20

* Standard

6910
LONG HANDLE



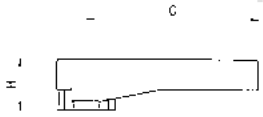

Code	Usa Ref	G	H	Size Valve	Pack
06910 A0 30 00 00	86910-02	1.378 (35)	.433 (11)	1/8 - 1/4 - 3/8	20
* 06910 B0 30 00 00	* 86910-08	1.969 (50)	.591 (15)	1/2 - 3/4	20

* Standard

6915
STEM EXTENSION KIT



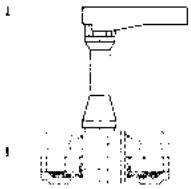

Code	Usa Ref	Size	L	Pack
06915 00 001	86915-02	1/8	2.283 (58)	10
		1/4	2.283 (58)	
		3/8	2.323 (59)	
06915 00 002	86915-08	1/2	2.677 (68)	10
		3/4	2.756 (70)	

6920
COLOR PLATE



Code	Usa Ref	Color		Size	Pack
06920 A0 30 00 BL	86920-01	Blue (Standard Color)		1/8 - 1/4 - 3/8	10
06920 A0 30 00 RO	86920-02	Red		1/8 - 1/4 - 3/8	10
06920 A0 30 00 VE	86920-03	Green		1/8 - 1/4 - 3/8	10
06920 A0 30 00 GI	86920-04	Yellow		1/8 - 1/4 - 3/8	10
06920 A0 30 00 BN	86920-05	White		1/8 - 1/4 - 3/8	10
06920 B0 30 00 BL	86921-01	Blue (Standard Color)		1/2 - 3/4	10
06920 B0 30 00 RO	86921-02	Red		1/2 - 3/4	10
06920 B0 30 00 VE	86921-03	Green		1/2 - 3/4	10
06920 B0 30 00 GI	86921-04	Yellow		1/2 - 3/4	10
06920 B0 30 00 BN	86921-05	White		1/2 - 3/4	10