AIGNEP

Actuator Series

Cartridge Cylinders
Ø 6-16 mm



CA - CAF Series
Pg. 20.3

Mini Cylinders ISO 6432
Ø 8-25 mm



Mini Series
Pg. 20.5

Mini Stainless Steel Cylinders
ISO 6432 Ø 16-25 mm



Mini Stainless Steel Series
Pg. 20.13

Limited Space
Ø 32-63 mm



A95 Series
Pg. 20.16

Compact Cylinders
Ø 12-100 mm



Q Series
Pg. 20.23

ISO 15552 Cylinders
Ø 32-125 mm



L Series
Pg. 20.36

ISO 6431 Cylinders
Ø 160-320 mm



E Series
Pg. 20.45

Stainless Steel ISO 15552 Cylinders
Ø 32-125 mm



V Series
Pg. 20.47

Twin Rod Cylinders
Ø 32-100 mm



NHA Series
Pg. 20.50

Compact Cylinders ISO 21287
Ø 20-100 mm



W Series
Pg. 20.54

Cylinder Accessories
ISO 6431 - ISO 15552 - ISO 21287



Accessories
Pg. 20.62

Magnetic Position Sensing Switches



Sensors
Pg. 20.72

Rodless Actuator Series

Rodless Cylinders Standard Version



S1 Series
Pg. 20.82

Rodless Cylinder with Integrated Guides in Technopolymer



S5 Series
Pg. 20.91

Click here to view the Actuator Series on our Website

AIGNEP

AIGNEP

PNEUMATIC ACTUATORS



Actuator Series

P.A.

STAINLESS STEEL MINI CYLINDERS - ISO 6432

TECHNICAL CHARACTERISTICS





Component Parts and Materials

1	304 stainless steel rod jam nut
2	316 stainless steel piston rod
3	Polyurethane rod seal
4	304 stainless steel end cap
5	304 stainless steel mounting nut
6	Sintered bronze rod bearing
7	NBR O-ring seals
8	Neoprene bumper
9	Brass piston
10	Polyurethane piston seal
11	Plastoferrite magnet
12	304 stainless steel body
13	304 stainless steel end cap

Reference Standard

1907/2006 REACH ✓ | 2011/65/CE RoHS | PED 2014/68/UE | SILICON FREE | ATEX 2014/34/UE

Pressures

29 psi (2 bar / 0.2 MPa)
145 psi (10 bar / 0.7 MPa)

Temperatures

32 °F ~ 176 °F
0 °C ~ 80 °C (- 4 °F / -20 °C with dry air)

Media

Filtered and lubricated or non-lubricated compressed air.

Functions

Double-acting magnetic.
Double-acting without magnet.

Bores

16 - 20 - 25 mm

Standard Strokes

from 10 to 320 mm

Series	Ø (mm)	Stroke (mm)	Special version
M F I	0 1 6	0 0 2 5	V S
● MFI Double acting - magnetic	016 020 025	0010 0025 0050 0080 0100 0125 0150 0160 0200 0250 0320	VS Rod Seals in FKM V Seals in FKM

Intermediate or longer strokes areavailable upon request.

Ø (mm)	Stroke (mm)									
	10	25	50	80	100	125	160	200	250	320
16	●	●	●	●	●	●	●	●	●	●
20	●	●	●	●	●	●	●	●	●	●
25	●	●	●	●	●	●	●	●	●	●

Extend and Retract Forces

Cylinder Ø	Piston Rod Ø	Piston Area mm²		Operating pressure bar									
				1	2	3	4	5	6	7	8	9	10
				Output force N									
16	6	Extend = 200		18	36	54	72	90	108	126	144	162	180
		Retract = 173		16	32	48	64	80	96	112	128	144	160
20	8	Extend = 314		28	56	84	112	140	168	196	224	252	280
		Retract = 264		24	48	72	96	120	144	168	192	216	240
25	10	Extend = 490		44	88	132	176	220	264	308	352	396	440
		Retract = 412		36	72	108	144	180	216	252	288	324	360

Air Consumption

Cylinder Ø	Piston Rod Ø	Piston Area mm²		Operating pressure bar									
				1	2	3	4	5	6	7	8	9	10
				Air consumption for each 10 mm of stroke Nl									
16	6	Extend = 200		0.004	0.006	0.008	0.010	0.012	0.014	0.016	0.018	0.020	0.022
		Retract = 173		0.003	0.005	0.007	0.009	0.010	0.012	0.014	0.016	0.017	0.019
20	8	Extend = 314		0.006	0.009	0.013	0.016	0.019	0.022	0.025	0.028	0.031	0.035
		Retract = 264		0.005	0.008	0.011	0.013	0.016	0.018	0.021	0.024	0.026	0.029
25	10	Extend = 490		0.010	0.015	0.020	0.025	0.029	0.034	0.039	0.044	0.049	0.054
		Retract = 412		0.008	0.012	0.016	0.021	0.025	0.029	0.033	0.037	0.041	0.045

MFI

DOUBLE ACTING - MAGNETIC



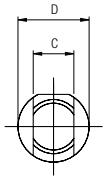

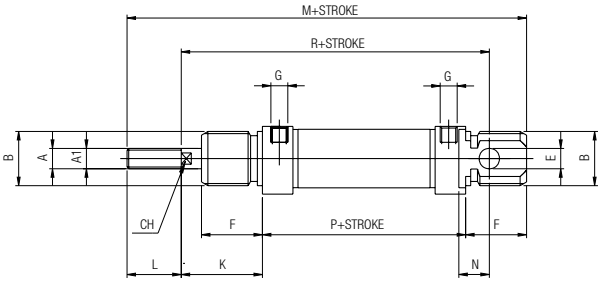

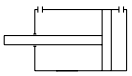

Ø	A	A1	B	C	D	E	F	G	K	L	M	N	P	R	CH
16	M6	6	M16x1.5	12	19	6	18	M5	22	16	109	9	53	82	5
20	M8	8	M22x1.5	16	27	8	20	1/8G	24	20	131	12	67	95	7
25	M10x1.25	10	M22x1.5	16	30	8	22	1/8G	28	22	140	12	68	104	9

ISO 6432 Stainless Steel Mounting Accessories

MFLI

FLANGE



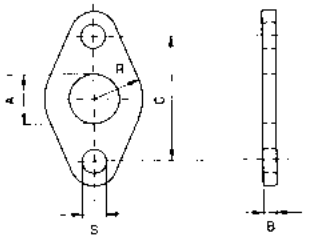

MATERIAL: Stainless Steel

Code	Ø	A	B	C	R	S
MFLI 016	16	16	4	40	13	5.5
MFLI 020	20-25	22	5	50	19	6.6

MPDI

FOOT



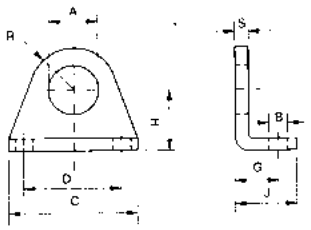

MATERIAL: Stainless Steel

Code	Ø	A	B	C	D	G	H	J	R	S
MPDI 016	16	16	5.5	42	32	14	20	20	13.5	4
MPDI 020	20-25	22	6.6	54	43	17	25	25	18	5

MCCI

CLEVIS BRACKET WITH PIN



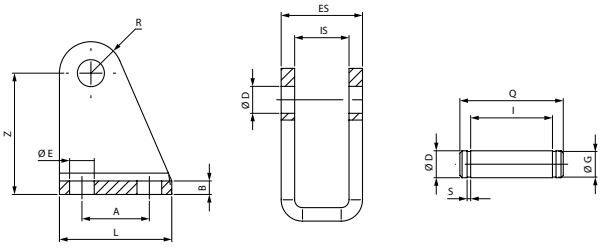

MATERIAL: Stainless Steel

Code	Ø	A	B	R	L	Z	IS	ES	S	I	Q	ØE	ØD	ØG
MCCI 016	16	15	3	7	25	27	12	18	0.8	19	24	5.5	6	4
MCCI 020	20-25	20	4	10	32	30	16	24	0.9	25	30	6.5	8	7

DA

MOUNTING NUTS



MATERIAL: Stainless Steel

Code	A	B	C
0DA00 00 43 E3 00	M16x1.5	22	6
0DA00 00 43 F6 00	M22x1.5	27	8

ROD JAM NUT



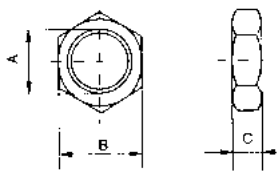

Code	A	B	C
0DA00 00 43 B8 00	M6	10	5
0DA00 00 43 C3 00	M8x1.25	13	6.5
0DA00 00 43 C9 00	M10x1.25	17	8