Quick Couplings

1/4 MULTISOCKET



80190 Series

Pag. 17.3 - 17.7

STAINLESS STEEL AISI 316 L MULTISOCKET



83190 Series

Pag. 17.8 - 17.9

3/8 MULTISOCKET



80190 Series

Pag. 17.10 - 17.11

3/8 B-SOCKET - TOP FLOW



80720 Series

Pag. 17.12 - 17.13

AC MINI



80110 Series

Pag. 17.14 - 17.15

1/4 INDUSTRIAL INTERCHANGE



80120 Series

Pag. 17.16 - 17.17

3/8 INDUSTRIAL INTERCHANGE



80130 Series

Pag. 17.18 - 17.19

Safety Quick Couplings

SAFETY COUPLERS



80620 Series

Pag. 17.21 - 17.22

BUTTON SAFETY COUPLERS



8B120 Series

Pag. 17.23 - 17.24

WB 360 Series

BLOW GUNS



WB 360 Series

Pag. 17.27

Click here to view the Quick Couplings Series on our Website



Safety Quick Couplings Series

TECHNICAL CHARACTERISTICS

Standard Reference

1907/2006 REACH ✓ | 2011/65/CE RoHS ✓ | PED 2014/68/UE | ISO 14743:2020 | SILICON FREE

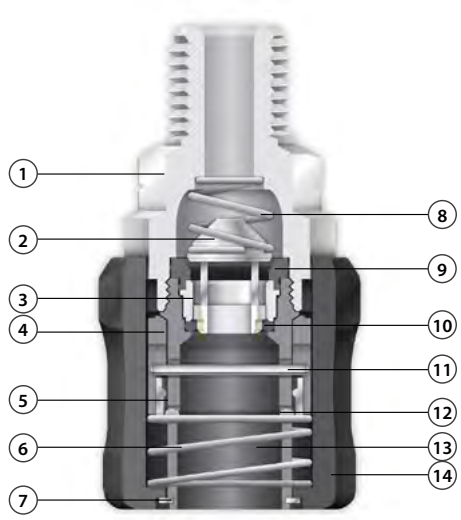

Component Parts and Materials

1 Nickel-plated brass coupler
2 Nickel-plated brass shutter
3 Nickel-plated brass ring
4 Nylon trailing pin ring
5 Stainless steel restraining ball ring
6 Stainless steel spring
7 Stainless steel shaft clip
8 Stainless steel shutter spring
9 NBR O-ring seal
10 NBR O-ring seal
11 Stainless steel pin
12 Stainless steel ball
13 Nylon body
14 Nylon sleeve

Pressure Rating

Vacuum ~ 217 psi
-0.99 bar ~ 15 bar
-0.099 MPa ~ 1.5 MPa

Flow Rate CFM (Nl/min)

Code	87 psi Δ 14.5	87 psi Δ 7.2	87 psi Δ 0 (Exhaust Free)
80221AC	33.55 (950)	24.72 (700)	49.44 (1400)

1/4 INDUSTRIAL

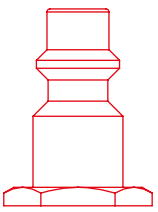

DN 5.5 mm

Temperatures

-4 °F ~ 176 °F
-20 °C ~ 80 °C

Media

- Compressed air

SAFETY COUPLER OPERATING PROCEDURE



80621

MALE SAFETY COUPLER



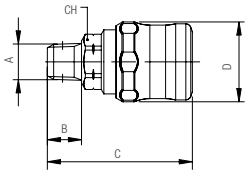

Code	Usa Ref	A NPTF	B	C	D	CH	Pack
80621 00 001	80621-04	1/4	.512 (13)	2.165 (55)	1.201 (30.5)	.748 (19)	10
80621 00 002	80621-06	3/8	.512 (13)	2.165 (55)	1.201 (30.5)	.748 (19)	10
80621 00 003	80621-08	1/2	.669 (17)	2.323 (59)	1.201 (30.5)	.866 (22)	10

80622

FEMALE SAFETY COUPLER



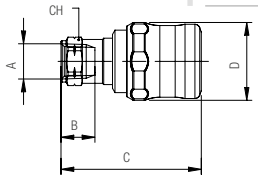

Code	Usa Ref	A NPTF	B	C	D	CH	Pack
80622 00 001	80622-04	1/4	.531 (13.5)	2.165 (55)	1.201 (30.5)	.669 (17)	10
80622 00 002	80622-06	3/8	.531 (13.5)	2.146 (54.5)	1.201 (30.5)	.787 (20)	10
80622 00 003	80622-08	1/2	.689 (17.5)	2.323 (59)	1.201 (30.5)	.945 (24)	10

80625

BARBED SAFETY COUPLER



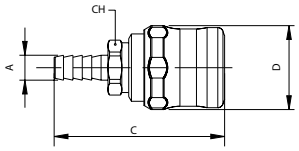

Code	Usa Ref	A	C	D	CH	Pack
80625 00 001	80625-04	1/4	2.441 (62)	1.201 (30.5)	.709 (18)	10
80625 00 002	80625-06	3/8	2.441 (62)	1.201 (30.5)	.709 (18)	10
80625 00 003	80625-08	1/2	2.441 (62)	1.201 (30.5)	.709 (18)	10

80221AC

1/4 INDUSTRIAL MALE (STEEL)



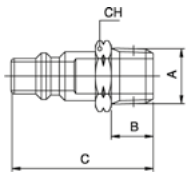

Code	Usa Ref	A NPTF	B	C	CH	Pack
80221 AC 51 03 ZI	80221AC-04	1/4	.512 (13)	1.634 (41.5)	.669 (17)	10
80221 AC 51 04 ZI	80221AC-06	3/8	.512 (13)	1.634 (41.5)	.748 (19)	10
80221 AC 51 05 ZI	80221AC-08	1/2	.669 (17)	1.811 (46)	.866 (22)	10

HARDENED STEEL

80222AC

1/4 INDUSTRIAL FEMALE (STEEL)



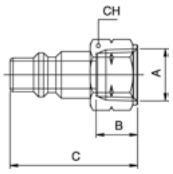

Code	Usa Ref	A NPTF	B	C	CH	Pack
80222 AC 51 03 ZI	80222AC-04	1/4	.531 (13.5)	1.535 (39)	.669 (17)	10
80222 AC 51 04 ZI	80222AC-06	3/8	.531 (13.5)	1.535 (39)	.866 (22)	10
80222 AC 51 05 ZI	80222AC-08	1/2	.689 (17.5)	1.693 (43)	.945 (24)	10

HARDENED STEEL

80225AC

1/4" INDUSTRIAL BARB (STEEL)



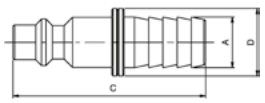

Code	Usa Ref	A	C	D	Pack
80225 AC 51 03 ZI	80223AC-04	1/4	1.713 (43.5)	.472 (12)	10

HARDENED STEEL