AIGNEP

Ghilux Ball Valves Series — INCH - NPT

86300
Pg. 16.6

86310
Pg. 16.6

86320
Pg. 16.6

86330
Pg. 16.6

86700
Pg. 16.6

86710
Pg. 16.7

86720
Pg. 16.7

Ghilux Ball Valves Series — METRIC - BSPP

6300
Pg. 16.7

6310
Pg. 16.7

6400
Pg. 16.8

6410
Pg. 16.8

6560
Pg. 16.8

6570
Pg. 16.8

6620
Pg. 16.9

6630
Pg. 16.9

6640
Pg. 16.9

6900
Pg. 16.10

6910
Pg. 16.10

6915
Pg. 16.10

6920
Pg. 16.10

Ghinox Stainless Steel Ball Valves Series — INCH - NPT

66301
Pg. 16.11

66311
Pg. 16.12

Ghinox Stainless Steel Ball Valves Series — METRIC - BSPP

66300
Pg. 16.12

66310
Pg. 16.12

66560
Pg. 16.12

66570
Pg. 16.12

Click here to view the Ghilux Series on our Website AIGNEP

Click here to view the Ghinox Series on our Website AIGNEP

AIGNEP

CHROME PLATED BRASS & STAINLESS STEEL BALL VALVES

Ball Valves Series

BALL VALVES

TECHNICAL CHARACTERISTICS

Standard Reference

1907/2006 REACH | 2011/65/CE RoHS | PED 2014/68/UE | ISO 14743:2020 | SILICON FREE

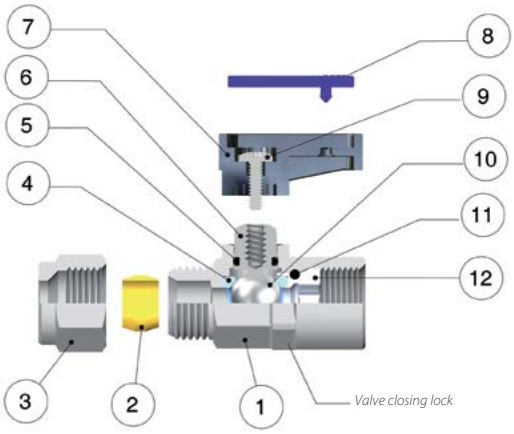

Component Parts and Materials

1 Chrome Nickel-plated Brass Body
2 Brass Olive (*if* requested PTFE)
3 Chrome Nickel-plated Brass Nut
4 PTFE Seats
5 NBR Seal O-RING (*FKM-EPDM-HNBR* if required)
6 Chrome Nickel-plated Brass Spindle
7 PA66 Glass reinforced Handle
8 Acetalic resin Plate
9 Steel Screw
10 Chrome Nickel-plated Brass Ball
11 NBR Seal O-RING*
12 Brass Fitting

Pressure Rating

Vacuum ~ 250 PSI
-0.99 bar ~ 20 bar
-0.099 MPa ~ 2.0 MPa

Temperatures

NBR	EPDM *on request*	FKM *on request*
-4º F ~ 176º F	**-40º F ~ 266º F**	+ 5º F ~ 266º F
-20º C ~ 80º C	**-40º C ~ 130º C**	-15º C ~ 130º C

Media

- Compressed air
- Water
- Oils
- Rated for gases, consult factory for details

Threads

Gas in conformity with ISO7.1, BS 21, DIN 2999.
Parallel gas in conformity with ISO 228 Class A.

PRESSURE - TEMPERATURE RATINGS DIAGRAM

PTFE + FKM

PTFE + NBR

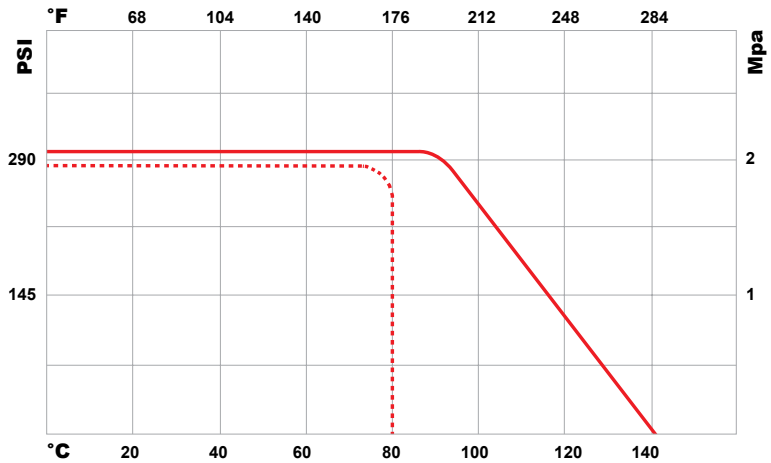

BALL VALVES SPECIFICATIONS

1/8"

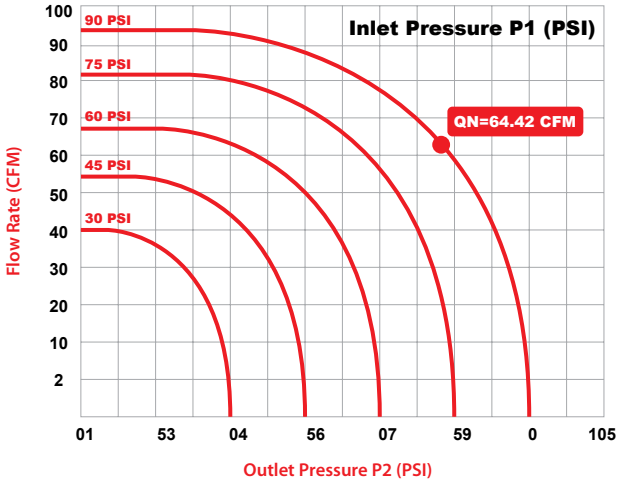

1/4"

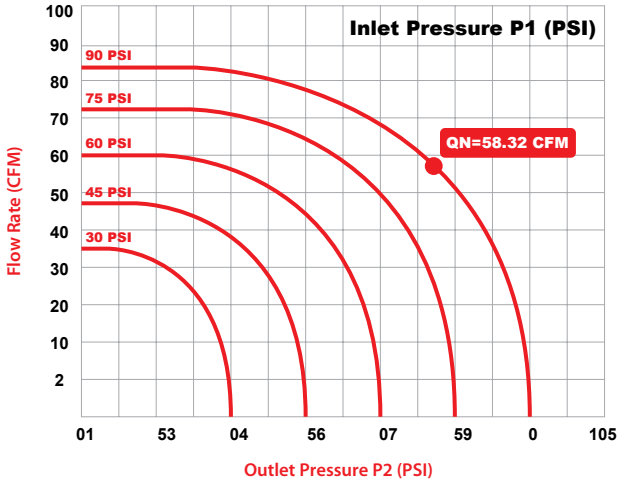

3/8"

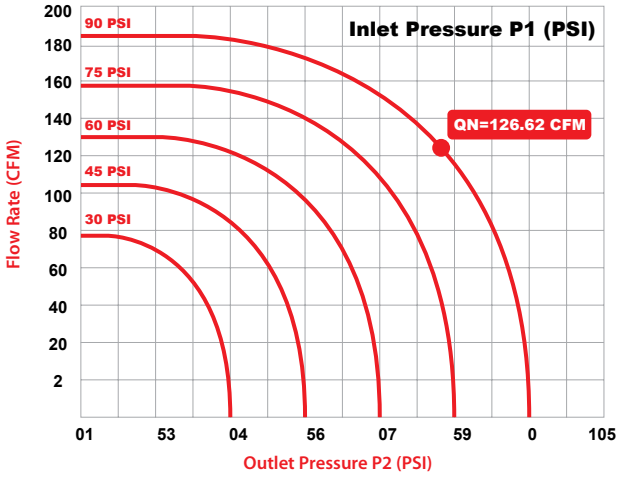

1/2"

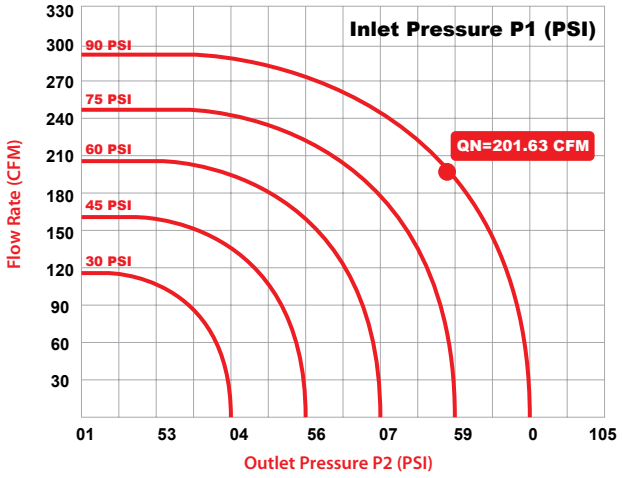

3/4"

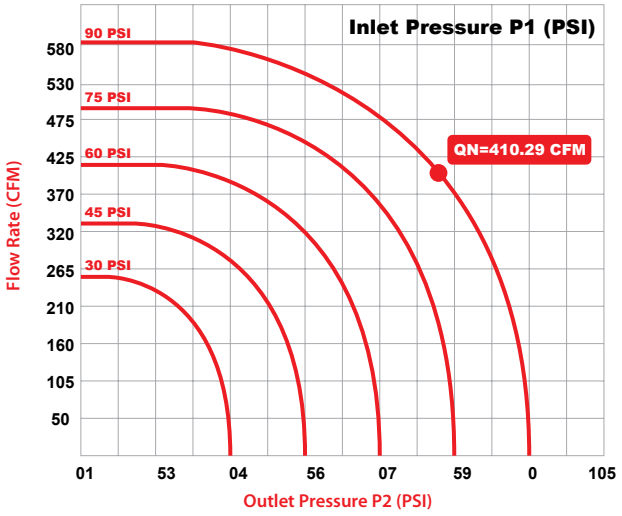

BALL VALVES SPECIFICATIONS

Flow Rate & Pressure Drop

In the table below, we specify the flow rate factors of our ball valves. These factors represent the amount of air and water that flows through the valve. They are measured by Cubic Feet per Minute (CFM) at 60° F.

Factors of flow rate		
Thread Size	CFM	m^3/h
1/8"	0.95	1.6
1/4"	0.86	1.4
3/8"	1.86	3.1
1/2"	2.97	5
3/4"	6.05	10.2

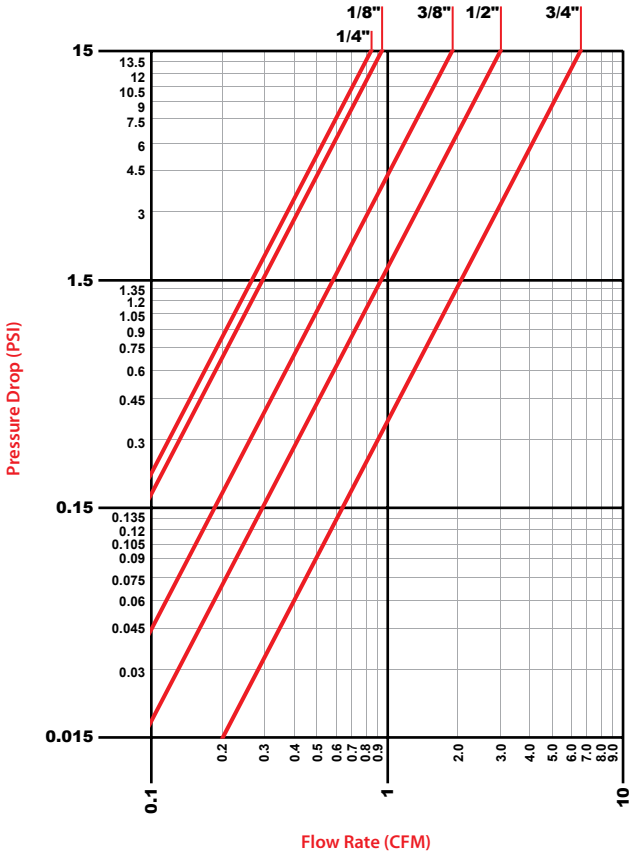

Option

PART NUMBER	SIZE	COLOR	TYPE OF THE SEAL	TYPE OF HANDLE
86300	3/8-3/8	BLUE PLATE	NBR	
		Blue Plate BL	NBR	Standard Short Handle for Valve 1/8-1/4-3/8-1/2 Standard Long Handle for Valve 3/4

If required

Red Plate RO	FKM HNBR EPDM	LONG Handle
Green Plate VE		Long Handle with Spindle Extension
White Plate BN		
Yellow Plate GI		
GAS:		
Yellow Plate EN 331 GI		

86300

NPTF

FEMALE X FEMALE

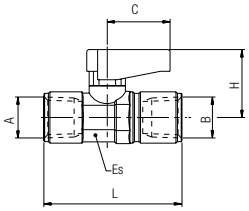

Code	Usa Ref	A	B	(DN)	ES	L	C	H	Pack
86300 00 001	86300-02-02	1/8	1/8	.217 (5,5)	.551 (14) - .591 (15)	1.476 (37,5)	.748 (19)	.827 (21)	10
86300 00 002	86300-04-04	1/4	1/4	.217 (5,5)	.551 (14) - .591 (15)	1.811 (46)	.748 (19)	.827 (21)	10
86300 00 003	86300-06-06	3/8	3/8	.315 (8)	.709 (18) - .748 (19)	1.909 (48,5)	.748 (19)	.866 (22)	10
86300 00 004	86300-08-08	1/2	1/2	.394 (10)	.866 (22) - .906 (23)	2.441 (62)	1.024 (26)	1.201 (30,5)	10

86310

NPTF

MALE X FEMALE

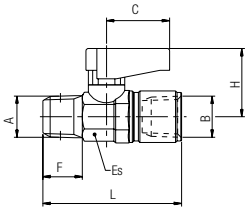

Code	Usa Ref	A	B	(DN)	ES	F	L	C	H	Pack
86310 00 001	86310-02-02	1/8	1/8	.217 (5,5)	.551 (14) - .591 (15)	.335 (8,5)	1.476 (37,5)	.748 (19)	.827 (21)	10
86310 00 002	86310-04-04	1/4	1/4	.217 (5,5)	.551 (14) - .591 (15)	.512 (13)	1.811 (46)	.748 (19)	.827 (21)	10
86310 00 003	86310-06-06	3/8	3/8	.315 (8)	.709 (18) - .748 (19)	.512 (13)	1.909 (48,5)	.748 (19)	.866 (22)	10
86310 00 004	86310-08-08	1/2	1/2	.394 (10)	.866 (22) - .906 (23)	.669 (17)	2.441 (62)	1.024 (26)	1.201 (30,5)	10
86310 00 005	86310-12-12	3/4	3/4	.551 (14)	1.102 (28) - 1.181 (30)	.689 (17,5)	2.500 (63,5)	1.953 (49,5)	1.319 (33,5)	5

86320

Inch tube

INCH TUBE X INCH TUBE

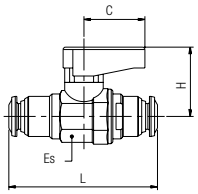

Code	Usa Ref	Tube	Tube	ES	L	C	H	Pack
86320 00 001	86320-02-02	1/8	1/8	.551 (14) - .591 (15)	1.673 (42,5)	.748 (19)	.828 (21)	10
86320 00 002	86320-04-04	1/4	1/4	.551 (14) - .591 (15)	1.831 (46,5)	.748 (19)	.828 (21)	10
86320 00 003	86320-06-06	3/8	3/8	.709 (18) - .748 (19)	2.382 (60,5)	.748 (19)	.866 (22)	10

86330

Inch tube - NPTF

INCH TUBE X MALE

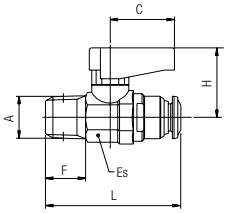

Code	Usa Ref	Tube	A	F	ES	L	C	H	Pack
86330 00 001	86330-53-02	5/32 (4)	1/8	.332 (8.5)	.551 (14) - .591 (15)	1.365 (35)	.741 (19)	.819 (21)	10
86330 00 004	86330-04-02	1/4	1/8	.332 (8.5)	.551 (14) - .591 (15)	1.574 (40)	.741 (19)	.819 (21)	10
86330 00 002	86330-04-04	1/4	1/4	.488 (12.5)	.551 (14) - .591 (15)	1.502 (38.5)	.741 (19)	.819 (21)	10
86330 00 003	86330-06-06	3/8	3/8	.507 (13)	.709 (18) - .748 (19)	1.755 (45)	.741 (19)	.858 (22)	10

86700

NPTF

THREE POSITION (CLOSED CENTER)

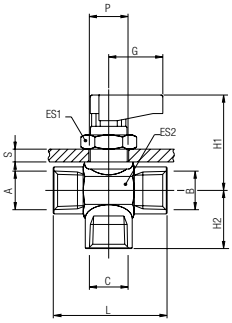

Code	Usa Ref	A/B/C	(DN)	ES1	ES2	L	G	H1	H2	S max	Pack
86700 00 001	86700-02	1/8	.217 (5,5)	.669 (17)	.669 (17)	1.476 (37,5)	.748 (19)	1.319 (33,5)	.650 (16,5)	.177 (4,5)	10
86700 00 002	86700-04	1/4	.217 (5,5)	.669 (17)	.669 (17)	1.476 (37,5)	.748 (19)	1.319 (33,5)	.650 (16,5)	.177 (4,5)	10
86700 00 003	86700-06	3/8	.276 (7)	.669 (17)	.827 (21)	1.909 (48,5)	.748 (19)	1.378 (35)	.866 (22)	.177 (4,5)	10

NO GAS

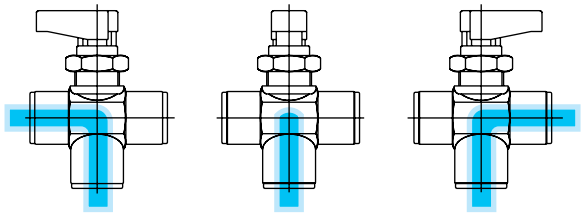

86710

NPTF

THREE POSITION (OPEN CENTER)

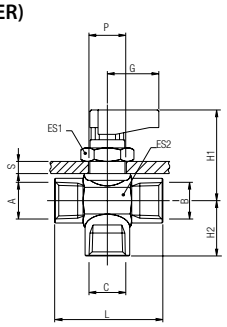

Code	Usa Ref	A/B/C	DN	ES1	ES2	L	G	H1	H2	S max	Pack
86710 00 001	86710-02	1/8	.217 (5,5)	.669 (17)	.669 (17)	1.476 (37,5)	.748 (19)	1.319 (33,5)	.650 (16,5)	.177 (4,5)	10
86710 00 002	86710-04	1/4	.217 (5,5)	.669 (17)	.669 (17)	1.476 (37,5)	.748 (19)	1.319 (33,5)	.650 (16,5)	.177 (4,5)	10
86710 00 003	86710-06	3/8	.276 (7)	.827 (21)	.827 (21)	1.909 (48,5)	.748 (19)	1.378 (35)	.866 (22)	.177 (4,5)	10

NO GAS



86720

NPTF

RIGHT ANGLE

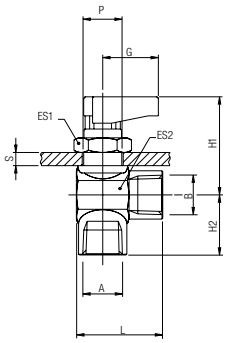

Code	Usa Ref	A/B	DN	ES1	ES2	L	G	H1	H2	S max	Pack
86720 00 001	86720-02	1/8	.217 (5,5)	.669 (17)	.669 (17)	1.476 (37,5)	.748 (19)	1.319 (33,5)	.650 (16,5)	.177 (4,5)	10
86720 00 002	86720-04	1/4	.217 (5,5)	.669 (17)	.669 (17)	1.476 (37,5)	.748 (19)	1.319 (33,5)	.650 (16,5)	.177 (4,5)	10
86720 00 003	86720-06	3/8	.276 (7)	.669 (17)	.827 (21)	1.535 (39)	.748 (19)	1.378 (35)	.866 (22)	.177 (4,5)	10

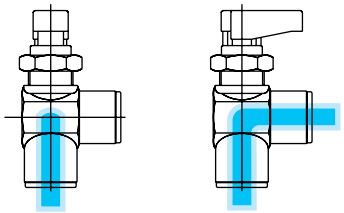

METRIC BALL VALVES

6300

BSPP

FEMALE X FEMALE

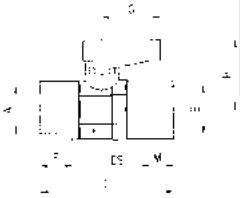

Code	Usa Ref	A	B	DN	ES	F	M	L	G	H	Pack
06300 00 001	6300-1/8	1/8	1/8	.217 (5,5)	.551(14) - .591(15)	.291 (7,4)	.291 (7,4)	1.417 (36)	.748 (19)	.827 (21)	10
06300 00 002	6300-1/4	1/4	1/4	.217 (5,5)	.551(14) - .591(15)	.433 (11)	.433 (11)	1.693 (43)	.748 (19)	.827 (21)	10
06300 00 003	6300-3/8	3/8	3/8	.315 (8)	.709(18) - .748(19)	.449 (11,4)	.449 (11,4)	1.850 (47)	.748 (19)	.866 (22)	10
06300 00 004	6300-1/2	1/2	1/2	.394 (10)	.866(22) - .906(23)	.591 (15)	.591 (15)	2.323 (59)	1.024 (26)	1.201 (30,5)	10
06300 00 055	6300-3/4	3/4	3/4	.551 (14)	1.102(28) - 1.181(30)	.642 (16,3)	.642 (16,3)	2.638 (67)	1.969 (50)	1.299 (33)	5

6310

BSPT

MALE X FEMALE

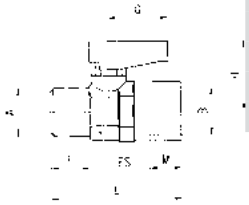

Code	Usa Ref	A	B	DN	ES	F	M	L	G	H	Pack
06310 00 001	6310-1/8-1/8	1/8	1/8	.217 (5,5)	.551(14) - .591(15)	.291 (7,4)	.291 (7,4)	1.417 (36)	.748 (19)	.827 (21)	10
06310 00 002	6310-1/4-1/8	1/4	1/8	.217 (5,5)	.551(14) - .591(15)	.433 (11)	.291 (7,4)	1.594 (40,5)	.748 (19)	.827 (21)	10
06310 00 003	6310-1/4-1/4	1/4	1/4	.217 (5,5)	.551(14) - .591(15)	.433 (11)	.433 (11)	1.693 (43)	.748 (19)	.827 (21)	10
06310 00 004	6310-3/8-3/8	3/8	3/8	.315 (8)	.709(18) - .748(19)	.449 (11,4)	.449 (11,4)	1.811 (46)	.748 (19)	.866 (22)	10
06310 00 005	6310-1/2-1/2	1/2	1/2	.394 (10)	.866(22) - .906(23)	.591 (15)	.591 (15)	2.244 (57)	1.024 (26)	1.201 (30,5)	10
06310 00 066	6310-3/4-3/4	3/4	3/4	.551 (14)	1.102(28) - 1.181(30)	.642 (16,3)	.642 (16,3)	2.480 (63)	1.969 (50)	1.299 (33)	5

6400

BSP

FEMALE X FEMALE

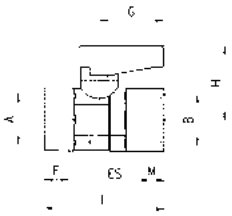

Code	Usa Ref	A	B	DN	ES	F	M	L	G	H	Pack
06400 00 001	6400-1/8-1/8	1/8	1/8	.217 (5,5)	.551(14) - .591(15)	.276 (7)	.276 (7)	1.378 (35)	.748 (19)	.827 (21)	10
06400 00 002	6400-1/4-1/4	1/4	1/4	.217 (5,5)	.551(14) - .591(15)	.315 (8)	.315 (8)	1.457 (37)	.748 (19)	.827 (21)	10
06400 00 003	6400-3/8-3/8	3/8	3/8	.315 (8)	.709(18) - .748(19)	.354 (9)	.354 (9)	1.654 (42)	.748 (19)	.866 (22)	10
06400 00 004	6400-1/2-1/2	1/2	1/2	.394 (10)	.866(22) - .906(23)	.394 (10)	.394 (10)	1.929 (49)	1.024 (26)	1.201 (30,5)	10
06400 00 055	6400-3/4-3/4	3/4	3/4	.551 (14)	1.102(28) - 1.181(30)	.472 (12)	.472 (12)	2.283 (58)	1.969 (50)	1.299 (33)	5

6410

BSP

MALE X FEMALE

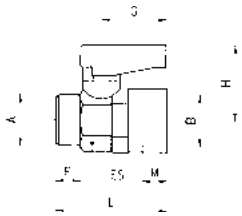

Code	Usa Ref	A	B	DN	ES	F	M	L	G	H	Pack
06410 00 001	6410-1/8-1/8	1/8	1/8	.217 (5,5)	.551(14) - .591(15)	.276 (7)	.276 (7)	1.339 (34)	.748 (19)	.827 (21)	10
06410 00 002	6410-1/4-1/8	1/4	1/8	.217 (5,5)	.551(14) - .591(15)	.315 (8)	.276 (7)	1.378 (35)	.748 (19)	.827 (21)	10
06410 00 003	6410-1/4-1/4	1/4	1/4	.217 (5,5)	.551(14) - .591(15)	.315 (8)	.315 (8)	1.378 (35)	.748 (19)	.827 (21)	10
06410 00 004	6410-3/8-3/8	3/8	3/8	.315 (8)	.709(18) - .748(19)	.354 (9)	.354 (9)	1.535 (39)	.748 (19)	.866 (22)	10
06410 00 005	6410-1/2-1/2	1/2	1/2	.394 (10)	.866(22) - .906(23)	.394 (10)	.394 (10)	1.772 (45)	1.024 (26)	1.201 (30,5)	10
06410 00 066	6410-3/4-3/4	3/4	3/4	.551 (14)	1.102(28) - 1.181(30)	.472 (12)	.472 (12)	2.047 (52)	1.969 (50)	1.299 (33)	5

6560

Metric tube

TUBE X TUBE

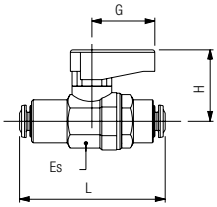

Code	Usa Ref	Tube	Tube	DN	ES	L	G	H	Pack
06560 00 001	6560-4-4	5/32 (4)	5/32 (4)	.118 (3)	.551(14) - .591(15)	1.732 (44)	.748 (19)	.827 (21)	10
06560 00 002	6560-6-6	6	6	.197 (5)	.551(14) - .591(15)	1.890 (48)	.748 (19)	.827 (21)	10
06560 00 003	6560-8-8	5/16 (8)	5/16 (8)	.217 (5,5)	.551(14) - .591(15)	1.890 (48)	.748 (19)	.827 (21)	10
06560 00 075	6560-10-10	10	10	.315 (8)	.709(18) - .748(19)	2.303 (58,5)	.748 (19)	.866 (22)	10
06560 00 076	6560-12-12	12	12	.394 (10)	.866(22) - .906(23)	2.598 (66)	1.024 (26)	1.201 (30,5)	10

6570

Metric tube - BSPT

TUBE X MALE

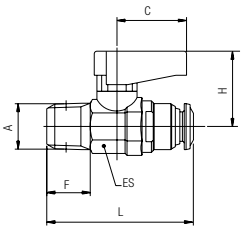

Code	Usa Ref	A	Tube	DN	F	ES	L	C	H	Pack
06570 00 001	6570-4-1/8	1/8	5/32 (4)	.118 (3)	.335 (8,5)	.551(14) - .591(15)	1.378 (35)	.748 (19)	.827 (21)	10
06570 00 002	6570-6-1/8	1/8	6	.197 (5)	.335 (8,5)	.551(14) - .591(15)	1.575 (40)	.748 (19)	.827 (21)	10
06570 00 004	6570-8-1/8	1/8	5/16 (8)	.217 (5,5)	.335 (8,5)	.551(14) - .591(15)	1.634 (41,5)	.748 (19)	.827 (21)	10
06570 00 003	6570-6-1/4	1/4	6	.315 (8)	.492 (12,5)	.551(14) - .591(15)	1.516 (38,5)	.748 (19)	.827 (21)	10
06570 00 005	6570-8-1/4	1/4	8	.394 (10)	.492 (12,5)	.551(14) - .591(15)	1.791 (45,5)	.748 (19)	.866 (22)	10

6620

New **BSP**

TWO-WAY G ISO 228 FEMALE DISTRIBUTOR

Code	Usa Ref	A	B	C	D	L	L1	L2	H	F	Pack.
06620 00 001	6620-3/8-1/4	3/8	1/4	.453 (11.5)	.374 (9.5)	3.189 (81)	1.260 (32)	1.457 (37)	1.260 (32)	.217 (5.5)	1

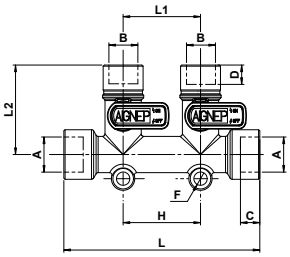

OPEN

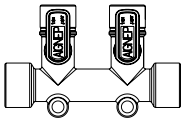

CLOSED

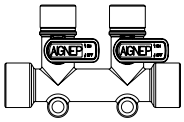

6630

New **BSP**

THREE-WAY G ISO 228 FEMALE DISTRIBUTOR

Code	Usa Ref	A	B	C	D	L	L1	L2	H	F	Pack.
06630 00 001	6630-3/8-1/4	3/8	1/4	.453 (11.5)	.374 (9.5)	4.449 (113)	1.260 (32)	1.457 (37)	2.520 (64)	.217 (5.5)	1

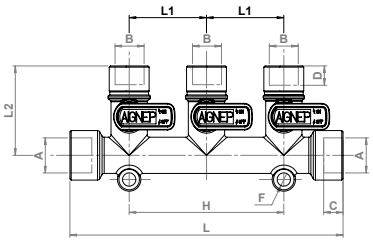

OPEN

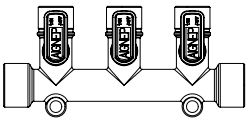

CLOSED

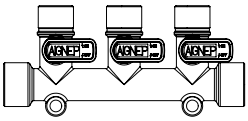

6640

New **BSP**

FOUR-WAY G ISO 228 FEMALE DISTRIBUTOR

Code	Usa Ref	A	B	C	D	L	L1	L2	H	F	Pack.
06640 00 001	6640-3/8-1/4	3/8	1/4	.453 (11.5)	.374 (9.5)	5.709 (145)	1.260 (32)	1.457 (37)	3.780 (96)	.217 (5.5)	1

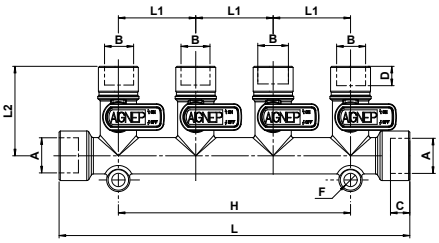

OPEN

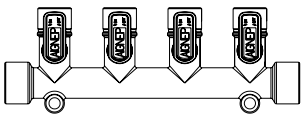

CLOSED

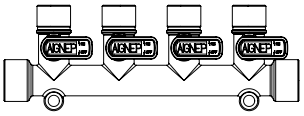

BALL VALVE ACCESSORIES

6900
SHORT HANDLE

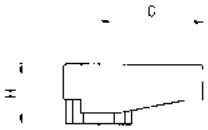

Code	Usa Ref	C	H	Size Valve	Pack
* 06900 A0 30 00 00	* 86900-02	.748 (19)	.433 (11)	1/8 - 1/4 - 3/8	20
06900 B0 30 00 00	86900-08	1.024 (26)	.590 (15)	1/2 - 3/4	20

* Standard

6910
LONG HANDLE

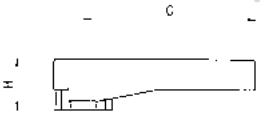

Code	Usa Ref	C	H	Size Valve	Pack
06910 A0 30 00 00	86910-02	1.378 (35)	.433 (11)	1/8 - 1/4 - 3/8	20
* 06910 B0 30 00 00	* 86910-08	1.968 (50)	.590 (15)	1/2 - 3/4	20

* Standard

6915
STEM EXTENSION KIT

Code	Usa Ref	Size	L	Pack
06915 00 001	86915-02	1/8	2.283 (58)	10
		1/4	2.283 (58)	
		3/8	2.323 (59)	
06915 00 002	86915-08	1/2	2.677 (68)	10
		3/4	2.756 (70)	

6920
COLOR PLATE

Code	Usa Ref	Color		Size	Pack
06920 A0 30 00 RO	86920-01	Blue (Standard Color)		1/8 - 1/4 - 3/8	10
06920 B0 30 00 RO	86920-02	Red		1/8 - 1/4 - 3/8	10
06920 A0 30 00 GI	86920-03	Green		1/8 - 1/4 - 3/8	10
06920 B0 30 00 GI	86920-04	Yellow		1/8 - 1/4 - 3/8	10
06920 A0 30 00 BL	86920-05	White		1/8 - 1/4 - 3/8	10
06920 B0 30 00 BL	86921-01	Blue (Standard Color)		1/2 - 3/4	10
06920 A0 30 00 VE	86921-02	Red		1/2 - 3/4	10
06920 B0 30 00 VE	86921-03	Green		1/2 - 3/4	10
06920 A0 30 00 BN	86921-04	Yellow		1/2 - 3/4	10
06920 B0 30 00 BN	86921-05	White		1/2 - 3/4	10