AIGNEP

Serie 50000N



50000N
Pag. 1.7



50010N
Pag. 1.7



50015N
Pag. 1.8



50020N
Pag. 1.8



50030N
Pag. 1.9



50040N
Pag. 1.9



50050N
Pag. 1.10



50055N
Pag. 1.9



50465N
Pag. 1.10



50100N
Pag. 1.10



50106N
Pag. 1.11



50111N
Pag. 1.11



50116N
Pag. 1.12



50121N
Pag. 1.12



50126N
Pag. 1.13



50130N
Pag. 1.13



50200N
Pag. 1.13



50211N
Pag. 1.14



50216N
Pag. 1.14



50223N
Pag. 1.14



50226N
Pag. 1.15



50230N
Pag. 1.15



50310N
Pag. 1.15



50326N
Pag. 1.16



50500N
Pag. 1.16



50510N
Pag. 1.16



50550N
Pag. 1.17



50560N
Pag. 1.17



51410
Pag. 1.17



51420
Pag. 1.18



51430
Pag. 1.18



51440
Pag. 1.18



50600
Pag. 1.19



50610
Pag. 1.19



50615
Pag. 1.19



50625
Pag. 1.20



50700N
Pag. 1.20



55800N
Pag. 1.21



55801
Pag. 1.22



55802
Pag. 1.22

50900
Pag. 1.23

50980
Pag. 1.23

50990
Pag. 1.23

50006
Pag. 1.24

Aignep si riserva il diritto di variare modelli e ingombri senza preavviso - *Aignep reserves the right to vary models and dimensions without notice* - *Aignep behält sich das Recht vor, Daten ohne Ankündigung zu ändern*
Aignep se réserve le droit de modifier les données sans préavis - *Aignep se reserva el derecho de modificar modelos y dimensiones sin previo aviso* - *Aignep reserva-se o direito de alterar os modelos e dimensões sem prévio aviso*

AIGNEP

RACCORDI AUTOMATICI

PUSH-IN FITTINGS
STECKVERSCHRAUBUNGEN
RACCORDS INSTANTANÉS
RACORDAJE AUTOMÁTICO
CONEXÕES PUSH-IN

Serie 50000N



AIGNEP

IT

La serie 50.000, prima versione istantanea, lanciata da Aignep, è l'espressione chiara della tecnologia affidabile e largamente provata nelle applicazioni pneumatiche.

Principali vantaggi

- **Connessione e sconnessione istantanea**
- **Pieno passaggio e tenuta al vuoto grazie a guarnizioni sagomate**
- **Tre tipologie di filettature, BSPP, BSPT (universal short) e Metrica**
- **Robustezza perché realizzato in metallo**
- **Vasta gamma a disposizione per soddisfare le installazioni più esigenti**
- **Silicon Free**

Applicazioni

- **Automazione Pneumatica**
- **Automotive**
- **Industria tessile, imballaggio**
- **Circuiti aria compressa**
- **Acqua industriale**
- **Vuoto**

GB

The 50.000 serie is the first line launched on the market from Aignep. It is the icon of quality, reliability and endurance in the pneumatic field.

Main advantages

- *Quick connection and disconnection*
- *Full Flow and Vacuum resistant tank to special shaped seals*
- *3 threads available, BSPP, BSPT (universal short) and Metric*
- *Metal Robustness*
- *Wide Range*
- *Silicon Free*

Applications

- *Pneumatic Automation*
- *Automotive*
- *Textile, Packaging*
- *Compressed Air Circuit*
- *Industrial water*
- *Vacuum*

DE

Die 50.000er-Serie von Aignep wurde als erste Version auf dem Markt eingeführt. Sie ist Symbol für Qualität, Zuverlässigkeit und bewährter Technologie im pneumatischen Bereich.

Hauptvorteile

- *Schnelle Verbindung und Trennung*
- *Voller Durchfluss und Vakuumfestigkeit, dank spezieller Formdichtungen*
- *Drei Gewindearten, BSPP, BSPT (universal kurz) und metrisch*
- *Robustes Metall*
- *Große Auswahl, auch für anspruchsvollste Installationen.*
- *Silikonfrei*

Anwendungen

- *Pneumatische Automation*
- *Automobil-Industrie*
- *Textil-, Verpackungsindustrie*
- *Druckluftkreislauf*
- *Brauchwasser*
- *Vakuum*

FR

La série 50.000 est la première gamme lancée sur le marché par Aignep. C'est une des références en terme de qualité, de fiabilité et d'endurance pour les applications pneumatiques.

Principaux avantages

- *Connexion et déconnexion instantanée*
- *Plein débit et tenue au vide industriel grâce à des joints de forme*
- *3 filetages disponibles, BSPP, BSPT (universel court) et Métrique*
- *Robustesse Métallique*
- *Large gamme*
- *Sans silicone*

Applications

- *Automatismes Pneumatiques*
- *Automobile*
- *Textile, emballage*
- *Circuit d'Air comprimé*
- *Eau industrielle*
- *Vide*

ES

La serie 50.000, primera versión instantánea, lanzada por Aignep, es la expresión más clara de la tecnología fiable y ampliamente probada en las aplicaciones neumáticas.

Principales ventajas

- *Conexión y desconexión instantánea*
- *Paso total y estanqueidad al vacío gracias a las juntas moldeadas*
- *Tres tipos de roscas, BSPP, BSPT (universal short) y métricas*
- *Robustez, realizado en metal*
- *Amplia gama disponible para satisfacer las instalaciones más exigentes*
- *Libre de silicona*

Aplicaciones

- *Automatización Neumática*
- *Automoción*
- *Industria textil, envasado*
- *Circuitos de aire comprimido*
- *Agua industrial*
- *Vacío*

PT

A série 50.000 é a primeira linha lançada no mercado pela Aignep. Ela é um ícone da qualidade, confiabilidade e durablidade no campo da pneumática.

Principais vantagens

- *Rápida conexão e desconexão.*
- *Vazão total e resistência ao vácuo graças ao design especial das suas vedações*
- *3 tipos de rosca disponíveis: BSPP, BSPT (universal short) & Métrica*
- *Robustez Metálica*
- *Grande Range de itens*
- *Livre de Silicone*

Aplicações

- *Automação Pneumática*
- *Automotiva*
- *Têxtil, embalagens*
- *Circuitos de Ar Comprimido*
- *Água industrial*
- *Vácuo*

CARATTERISTICHE TECNICHE
TECHNICAL CHARACTERISTICS
TECHNISCHE ANGABEN
CARACTÉRISTIQUES TECHNIQUES
CARACTERÍSTICAS TÉCNICAS
CARACTERÍSTICAS TÉCNICAS

Norma di Riferimento
Reference standard
Entspricht der Norm
Norme de référence
Normativa de referencia
Norma de referência

1907/2006 REACH ✓ | 2011/65/CE RoHS ✓ | PED 2014/68/UE | ISO 14743:2020 | SILICON FREE

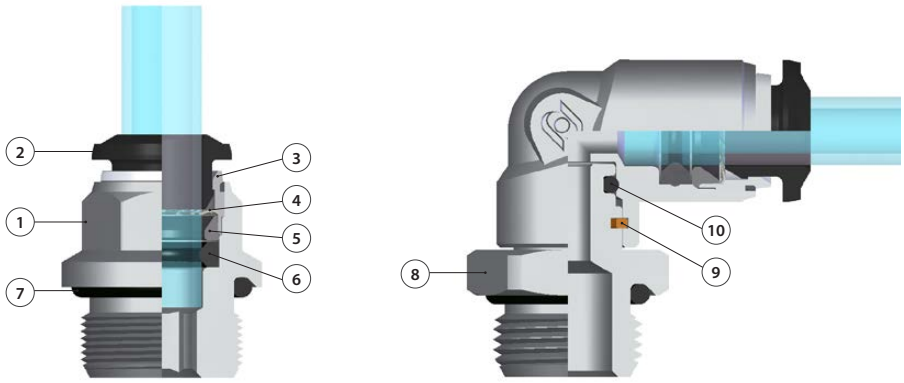

Materiali e Componenti (IT)
1 Corpo in ottone nichelato
2 Spintore sgancio tubo in resina acetalica
3 Capsula in ottone nichelato
4 Pinza d'aggraffaggio in acciaio inox AISI 301
5 Anello di posizionamento in tecnopolimero
6 Guarnizione sagomata in NBR
7 Guarnizione filetto in NBR
8 Basetta Filettata in Ottone Nichelato
9 Seeger
10 Guarnizione in NBR

Component Parts and Materials (GB)
1 Nickel-plated brass Body
2 Acetalic resin Collet
3 Nickel-plated brass Capsule
4 Steel AISI 301 Clamping washer
5 Technopolymeric positioning ring
6 NBR Molded seal
7 NBR Thread packing
8 Base Threaded Nickel Plated Brass
9 Seeger
10 NBR seal

Komponenten und Materialien (DE)
1 Körper Messing vernickelt
2 Rohr Lösering Acetal
3 Haltering Messing vernickelt
4 Zahnscheibe Edelstahl AISI 301
5 Positionierring Technopolymer
6 Lippendichtung nbr
7 Gewindeabdichtung nbr
8 Gewindebasis Messing vernickelt
9 Seeger
10 Lippendichtung NBR

Matériaux et Composants (FR)
1 Corps: Laiton nickelé
2 Poussoir: Résine acétal
3 Capsule de retenue: Laiton nickelé
4 Rondelle d'accrochage: AISI 301
5 Anneau de positionnement: Technopolymère
6 Joint à lèvre: NBR
7 Joint d'étanchéité du filetage: NBR
8 Bague de sécurité en laiton nickelé
9 Seeger
10 Joint en NBR

Materiales y Componentes (ES)
1 Cuerpo en latón niquelado
2 Anillo de extracción tubo en resina acetálica
3 Cápsula en latón niquelado
4 Pinza de agarre en acero inox AISI 301
5 Anillo de posicionamiento en tecnopolímero
6 Junta de forma en NBR
7 Junta rosca en NBR
8 Base roscada en latón niquelado
9 Seeger
10 Junta en NBR

Materiais e Componentes (PT)
1 Corpo em latão niquelado
2 Anilha de liberação do tubo em resina acetálica
3 Cápsula de latão niquelado
4 Pinça de travamento em aço-inox AISI 301
5 Anel de posicionamento em tecnopolímero
6 Vedação em NBR
7 Vedação da rosca em NBR
8 Base roscada em latão niquelado
9 Seeger
10 Vedação em NBR

Pressioni
Pressures
Druckbereich
Pressions
Presiones
Pressões

- 0.99 bar (-0.099 MPa)
20 bar (2.0 MPa)

Temperature
Temperatures
Temperatur
Températures
Temperaturas
Temperaturas

- 20 °C
+ 80 °C

Fluidi compatibili
Aria compressa / Vuoto / Acqua

Fluids
Compressed air / Vacuum / Water

Geeignete Medien
Druckluft / Vakuum / Wasser

Fluides compatibles
Air comprimé / Vide / Eau

Fluidos compatibles
Aire comprimido / Vacío / Agua

Fluidos compatíveis
Ar comprimido / Vácuo / Água

Tubi di Collegamento (IT)
Tubi in materiale plastico:
PA6, PA11, PA12, Polietilene, *Poliuretano, PTFE, FEP.
*Utilizzo da 90 a 98 Shore, per la massima prestazione è consigliato 98 Shore A.

Connection Tubes (GB)
Plastic tubes:
*PA6, PA11, PA12, Polyethylene, *Polyurethane, PTFE, FEP.*
**Use from 90 to 98 Shore, for maximum performance is recommended 98 Shore A.*

Geeignete Rohre (DE)
Kunststoffrohre:
*PA6, PA11, PA 12, Polyethylene, *Polyurethan, PTFE, FEP.*
**Verwenden Sie 90 bis 98 Shore, für maximale Leistung wird 98 Shore A empfohlen.*

Tubes Conseillés (FR)
Tubes plastiques:
*PA6, PA11, PA12, Polyéthylène, *Polyuréthane, PTFE, FEP.*
**Utilisation de 90 à 98 Shore, pour une performance maximale recommandée 98 Shore A.*

Tubos de Conexión (ES)
Tubos en material plástico:
*PA6, PA11, PA 12, Polietileno, *Poliuretano, PTFE, FEP.*
**Uso de 90 a 98 Shore, para un máximo rendimiento se recomienda 98 Shore A.*

Tubos de Conexão (PT)
Tubos em material plástico:
*PA6, PA11, PA12, Polietileno, *Poliuretano, PTFE, FEP.*
**Uso de 90 a 98 Shore, para o desempenho máximo é recomendado 98 Shore A.*

Filettatura IT

Gas conica "UNIVERSAL SHORT".
Gas conica conforme ISO 7.1, BS 21, DIN 2999.
Gas cilindrica conforme ISO 228 Classe A.
Metrica conforme ISO R/262.

Threads GB

"UNIVERSAL SHORT" Tapered thread.
Tapered gas in conformity with ISO7.1, BS 21, DIN 2999.
Parallel gas in conformity with ISO 228 Class A.
Metric in conformity with ISO R/262.

Gewindearten DE

Konisches Gewinde "UNIVERSAL SHORT".
Konisches Gewinde nach Norm ISO 7.1, BS 21, DIN 2999.
Zylindrisches Gewinde nach Norm ISO 228 Classe A.
Metrisches Gewinde nach Norm ISO R/262.

Filetages FR

Filetage conique "UNIVERSAL SHORT".
Filetage conique conforme: ISO7.1, BS 21, DIN 2999.
Filetage cylindrique conforme: ISO 228 Class A.
Filetage métrique conforme: ISO R/262.

Roscas ES

Gas cónica "UNIVERSAL SHORT".
Gas cónica conforme ISO 7.1, BS 21, DIN 2999.
Gas cilíndrica conforme ISO 228 Clase A.
Métrica conforme ISO R/262.

Roscas PT

Gas cônica "UNIVERSAL SHORT".
Gas cônica conforme ISO 7.1, BS 21, DIN 2999.
Gas paralela conforme ISO 228 Classe A.
Métrica conforme ISO R/262.

UNIVERSAL SHORT

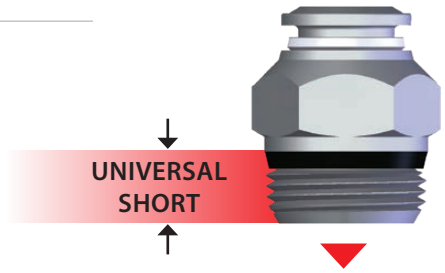

NPT NPTF
Conica
Tapered
Konisch
Conique
Cónica
Cônica

ISO 7 BSPP
Cilindrica
Parallell
Zylindrisch
Cylindrique
Cilíndrica
Paralela

ISO 7 BSPT PT
Conica
Tapered
Konisch
Conique
Cónica
Cônica

ISO 228 BSP PF
Cilindrica
Parallell
Zylindrisch
Cylindrique
Cilíndrica
Paralela

"UNIVERSAL SHORT" IT

La filettatura conica "UNIVERSAL SHORT" è progettata per soddisfare le seguenti caratteristiche:
- ridurre la lunghezza d'ingombro;
- ridurre la chiave rispetto ad alcuni raccordi con filettature cilindriche;
- consentire l'accoppiamento con diversi standard di fillettature femmina sia coniche che cilindriche.

"UNIVERSAL SHORT" GB

The "UNIVERSAL SHORT" taper thread has been designed to offer the following advantages to the users:
- *reduced overall lenght;*
- *smaller hex dimensions compared to the parallel threads;*
- *to allow the assembly with different female threads both taper as well as parallel.*

"UNIVERSAL SHORT" DE

Das konische Gewinde "UNIVERSAL SHORT" ist so konzipiert, dass folgende Vorteile erzielt werden:
- *Reduzierung der Länge des Gewindes-kürzere Montagezeit;*
- *Reduzierung der Schlüsselweite im Vergleich von Verschraubungen mit zylindrischen Gewinden-geringerer Lochabstand;*
- *Ermöglicht den Einsatz in verschiedene Gewindearten, sowie in konische- und zylindrische Innengewinde.*

"UNIVERSAL SHORT" FR

Le filetage conique "UNIVERSAL SHORT" a été conçu pour satisfaire les exigences suivantes:
- *réduire la longueur d'encombrement;*
- *réduire les dimensions hexagonales par rapport au filetage cylindrique;*
- *permettre le montage avec divers taraudages standards soit coniques soit cylindriques.*

"UNIVERSAL SHORT" ES

La rosca cónica "UNIVERSAL SHORT" ha sido proyectada para satisfacer las siguientes características:
- *reducir la longitud;*
- *reducir la llave respecto a algunos racores con rosca cilíndrica;*
- *consentir el acoplamiento con diferentes standard de roscas hembra sean cónicas o cilíndricas.*

"UNIVERSAL SHORT" PT

A rosca cônica "UNIVERSAL SHORT" é projetada para satisfazer às sequintes características:
- *reduzir o comprimento da conexão;*
- *reduzir o dimensional com relação às roscas paralelas;*
- *permitir o acoplamento da conexão a diferentes tipos de rosca fêmea, sejam elas cônicas ou paralelas.*



Inclinate
Inclined
Geneigt
Incliné
Inclinada
Inclinadas



Concave
Concave
Konkav
Concave
Cóncava
Côncavas



Convesse
Convex
Konvex
Convexe
Convexa
Convexas

IT

Consentire una completa tenuta anche su superfici non perfettamente piane, concave, convesse o inclinate, con diversi smussi o raggi.

GB

To ensure the right tightening also with surfaces not perfectly flat, without spot-facing, concave convex and with different kinds of chamfers or radius.

DE

Eine vollständige Abdichtung ist auch auf unebenen Flächen, wie geneigt, konkav oder konvex und mit unterschiedlichen Radien oder Fasen gewährleistet.

FR

Pour permettre une parfaite étanchéité même sur des surfaces non planes, concaves, convexes ou inclinées et avec différents chanfreins ou rayons.

ES

Consentir una completa estanqueidad incluso en superficies no perfectamente planas, cóncavas, convexas o inclinadas, con diferentes ángulos o radios.

PT

Permite um aperto correto em superfícies não perfeitamente planas, côncavas, convexas ou inclinadas, com diferentes chanfros ou raios.

Coppia di serraggio
Torque specifications
Angaben Drehmoment
Couple de serrage
Par de apriete
Especificações de Torque



ISO 228

I valori di rottura possono variare in base all'articolo
Breaking values may vary according to the item
Die maximal werte dienen nur zu informationszwecken
Les valeurs maximales sont présentées à titre indicatif
Los valores de rotura pueden variar en función del artículo
Os valores de ruptura podem variar em função do item

MISURA *MEASURE* *GRÖSSE* *DIMENSIONS* *MEDIDA* *MEDIDA*	COPPIA CONSIGLIATA Nm *RECOMMENDED TORQUE Nm* *EMPFOHLENES DREHMOMENT Nm* *COUPLE DE SERRAGE Nm* *PAR ACONSEJADO Nm* *TORQUE RECOMENDADO Nm*	COPPIA DI ROTTURA Nm *BREAKING TORQUE Nm* *ABSCHERDREHMOMENT Nm* *COUPLE DE RUPTURE Nm* *PAR DE ROTURA Nm* *TORQUE DE RUPTURA Nm*
M5	0,8	3,2
M7	3	8
M8	3	8
1/8	3	8
1/4	9	30
3/8	10	60
1/2	12	50



"UNIVERSAL SHORT"

MISURA *MEASURE* *GRÖSSE* *DIMENSIONS* *MEDIDA* *MEDIDA*	COPPIA MINIMA CONSIGLIATA Nm *RECOMMENDED MINIMUM TORQUE Nm* *EMPFOHLENES DREHMOMENT Nm* *COUPLE DE SERRAGE Nm* *PAR MÍNIMO ACONSEJADO Nm* *TORQUE MÍNIMO RECOMENDADO Nm*	COPPIA MASSIMA CONSIGLIATA Nm *RECOMMENDED MAX TORQUE Nm* *ABSCHERDREHMOMENT Nm* *COUPLE DE RUPTURE Nm* *PAR MÁXIMO ACONSEJADO Nm* *TORQUE MÁXIMA RECOMENDADO Nm*
1/8	5	7
1/4	5	7
3/8	5	7
1/2	5	7

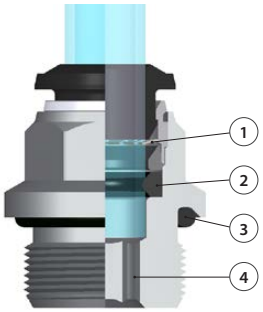

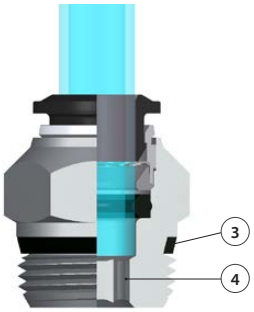

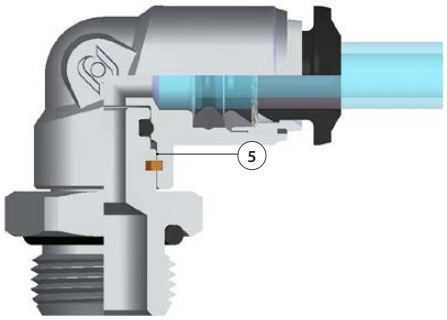

Vantaggi IT

1 La pinza in acciaio inox garantisce il perfetto aggraffaggio di tubi di qualsiasi materiale senza danneggiarne la superficie.
Il collegamento tra tubo e raccordo assicura una tenuta totale anche in condizioni di urti e vibrazioni.

2 La particolare geometria della guarnizione permette inoltre l'utilizzo dei raccordi anche con il vuoto.

3 Tutte le filettature di questa serie sono state dotate di elementi di tenuta che permettono l'immediato utilizzo dei raccordi riducendo notevolmente i tempi di installazione.

4 Tutti i raccordi diritti possono essere montati anche con chiave esagonale ed è possibile utilizzarli anche in spazi molto ridotti.

5 Raccordo orientabile con anello di sicurezza interno. Garantisce maggiore durata alla rotazione e trazione.

Advantages GB

1 The washer is made in stainless steel ensures the perfect tube clamping with every Kinds of materials without damage the surface.
The connection between the tube and the fitting ensure a total tightness even in severe conditions such as impact and vibrations.

2 The particular geometric shape of the seal ensure the perfect tightness even with vacuum.

3 All of threads from this range have been equipped with tightening parts which allow the direct assembly of the fittings, reducing the installation time.

4 All the straight fittings can be assembled also with Allen wrench and it is possible to use them in reduced spaces.

5 Orienting fitting with safety ring Inside.
Improved durability to the rotation and traction.

Vorteile DE

1 Konisches Gewinde "kurz" Die Zahnscheibe sorgt für eine perfekte Halterung des Rohres ohne die Oberfläche zu beschädigen. Die Dichtheit zwischen Rohr und Verschraubung ist auch bei Erschütterungen und Vibrationen gewährleistet.

2 Die besondere Geometrie der Dichtung ermöglicht auch die Anwendung der Verschraubungen in Verbindung mit Vakuum.

3 Alle Verschraubungen in dieser Serie sind mit Gewindeabdichtungen ausgestattet, die den sofortigen Einsatz ermöglichen und daher die Montagezeit stark reduzieren.

4 Alle geraden Verschraubungen können auch mit Inbusschlüsseln montiert werden, daher kleiner Lochabstand möglich.

5 Flexible Montage mit Sicherungsring innen. Verbesserte Beständigkeit gengenüber der Drehung und Traktions.

Avantages FR

1 La rondelle en acier inoxydable garantit la parfaite tenue du tube quelle que soit la matière et sans l'endommager. La connexion entre le tube et le raccord assure une étanchéité totale même dans des conditions d'impact ou de vibrations.

2 La spécificité géométrique du joint permet l'utilisation des raccords avec le vide.

3 Tous les filetages de cette série sont équipés d'éléments d'étanchéité qui permettent l'utilisation immédiate des raccords réduisant ainsi le temps d'installation.

4 Tous les raccords droits peuvent être aussi montés avec une clé hexagonale pour permettre une utilisation dans des espaces réduits.

5 Accessoire de fixation réglable avec anneau de sécurité à l'intérieur. Amélioration de la durée de la rotation et de traction.

Ventajas ES

1 La pinza en acero inox garantiza el perfecto agarre del tubo de cualquier material sin perjudicar la superficie. La conexión entre tubo y racor asegura una estanqueidad total aun en condiciones de impacto o vibración.

2 La particular geometría de la junta garantiza una perfecta estanqueidad incluso en vacío.

3 Todas las roscas de esta serie están fabricadas con junta de cierre que permite la inmediata utilización del racor reduciendo notablemente el tiempo de instalación.

4 Todos los racores rectos pueden montarse también con llave hexagonal y es posible utilizarlos incluso en espacios muy reducidos.

5 Montaje ajustable con siSCREWa de seguridad interior. La mejora de la durabilidad a la rotación y tracción.

Vantagens PT

1 A pinça em aço-inox garante o perfeito travamento do tubo de qualquer material sem danificar a superfície do mesmo. A conexão entre o tubo e a conexão assegura uma vedação total também em condições de impactos e vibrações.

2 A geometria particular da vedação permitte a utilização da conexão também para aplicações com vácuo.

3 Todas as roscas desta série são dotadas de elementos de vedação, o que permite a imediata utilização das conexões, reduzindo notavelmente o tempo de instalação.

4 Todas as conexões retas podem ser montadas também com chave allentornando possível montagem das mesmas em espaços bem reduzidos.

5 Montagem ajustável com anel de segurança dentro. A durabilidade melhorada para a rotação e tração.

50000N

RACCORDO DIRITTO MASCHIO "UNIVERSAL SHORT"

STRAIGHT MALE ADAPTOR "UNIVERSAL SHORT"
GERADE EINSCHRAUBVERSCHRAUBUNG KONISCH "UNIVERSAL SHORT"
RACCORD DROIT MÂLE, CONIQUE "UNIVERSAL SHORT"
RACOR RECTO MACHO CÓNICO "UNIVERSAL SHORT"
CONEXÃO RETA COM ROSCA "UNIVERSAL SHORT"



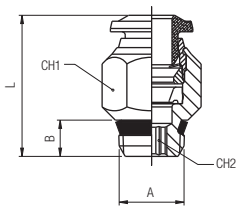

Code	Tube	A	B	L	CH1	CH2	Pack.
55000 00 001	4	1/8	5.5	18	11	3	10
55000 00 013	4	1/4	7	19	14	3	10
55000 00 002	5	1/8	5.5	20	11	4	10
55000 00 003	5	1/4	7	20	14	4	10
55000 00 004	6	1/8	5.5	21.5	13	4	10
55000 00 005	6	1/4	7	21	14	4	10
55000 00 014	6	3/8	7.5	23	17	4	10
55000 00 015	6	1/2	9	23.5	21	4	10
55000 00 006	8	1/8	5.5	24.5	14	5	10
55000 00 007	8	1/4	7	22	14	6	10
55000 00 008	8	3/8	7.5	23	17	6	10
55000 00 016	8	1/2	9	23.5	21	6	10
55000 00 009	10	1/4	7	28	17	7	10
55000 00 010	10	3/8	7.5	25.5	17	8	10
55000 00 017	10	1/2	9	26	21	8	10
55000 00 011	12	1/4	7	31.5	20	7	10
55000 00 012	12	3/8	7.5	29.5	20	9	10
55000 00 018	12	1/2	9	31.5	21	10	10
55000 00 019	14	3/8	7.5	32.5	21	9	10
55000 00 020	14	1/2	9	31.5	21	10	10
55000 00 021	16	3/8	7.5	35	23	10	10
55000 00 022	16	1/2	9	36	25	12	10

50010N

RACCORDO DIRITTO MASCHIO CILINDRICO ESAGONO INCASSATO

STRAIGHT MALE ADAPTOR (PARALLEL) WITH HEXAGON EMBEDDED
GERADE EINSCHRAUBVERSCHRAUBUNG MIT INNENSECHSKANT ZYLINDRISCH
RACCORD DROIT MÂLE, CYLINDRIQUE, 6-PANS INTERIEUR
RACOR RECTO MACHO CILÍNDRICO CON TÓRICA HEXÁGONO INTERIOR
CONEXÃO RETA COM SEXTAVADO INTERNO E ROSCA MÉTRICA



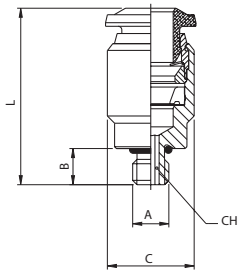

Code	Tube	A	B	C	L	CH	Pack.
50010 00 N08	3	M5	3.6	8	19	2.5	10
50010 00 N01	4	M5	3.6	10	21	2.5	10
50010 00 N09	4	M7x1	4.8	10	21	2.5	10
50010 00 N07	6	M5	3.6	12	23.5	2.5	10
50010 00 N11	6	M6x1	3.6	12.5	24	2.5	10

50015N

RACCORDO DIRITTO MASCHIO CILINDRICO ESAGONO INCASSATO

STRAIGHT MALE ADAPTOR (PARALLEL) WITH HEXAGON EMBEDDED
GERADE EINSCHRAUBVERSCHRAUBUNG MIT INNENSECHSKANT ZYLINDRISCH
RACCORD DROIT MÂLE, CYLINDRIQUE, 6-PANS INTERIEUR
RACOR RECTO MACHO CILÍNDRICO CON TÓRICA HEXÁGONO INTERIOR
CONEXÃO RETA COM SEXTAVADO INTERNO E ROSCA MÉTRICA



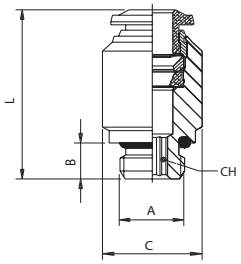

Code	Tube	A	B	C	L	CH	Pack.
50015 00 N03	6	1/8	5.4	12.8	23	4	10
50015 00 N04	8	1/8	5.4	14	26	5	10
50015 00 N12	10	1/4	7.1	17	31	6	10

50020N

RACCORDO DIRITTO MASCHIO CILINDRICO

STRAIGHT MALE ADAPTOR (PARALLEL)
GERADE EINSCHRAUBVERSCHRAUBUNG ZYLINDRISCH
RACCORD DROIT MÂLE, CYLINDRIQUE
RACOR RECTO MACHO CILÍNDRICO CON TÓRICA
CONEXÃO RETA COM ROSCA PARALELA



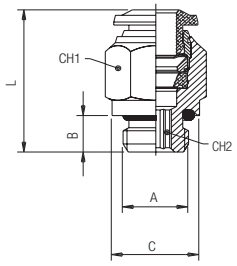

Code	Tube	A	B	C	L	CH1	CH2	Pack.
50020 00 N21	3	M5	3.6	8	19	8	2	10
50020 00 N34	4	M3	3	10	21	8	-	10
50020 00 N01	4	M5	3.6	8	21	10	2	10
50020 00 N02	4	1/8	5.4	13	20	10	3	10
50020 00 N22	4	1/4	7.1	16	19.5	16	3	10
50020 00 N41	4	3/8	8.1	20	18	20	3	10
50020 00 N18	5	M5	3.6	8	23.5	12	2	10
50020 00 N19	5	1/8	5.4	13	22	12	4	10
50020 00 N36	5	1/4	7.1	16	22	12	4	10
50020 00 N20	6	M5	3.6	10	24.5	13	2	10
50020 00 N03	6	1/8	5.4	13	23.5	13	4	10
50020 00 N04	6	1/4	7.1	16	23.5	13	4	10
50020 00 N27	6	3/8	8.1	20	25	13	4	10
50020 00 N28	6	1/2	9.6	25	27	13	4	10
50020 00 N05	8	1/8	5.4	13	25	14	5	10
50020 00 N06	8	1/4	7.1	16	23	14	6	10
50020 00 N07	8	3/8	8.1	20	24	14	6	10
50020 00 N29	8	1/2	9.6	25	26.5	14	6	10
50020 00 N30	10	1/8	5.4	13	30	17	5	10
50020 00 N08	10	1/4	7.1	16	30.5	17	6	10
50020 00 N09	10	3/8	8.1	20	27.5	17	8	10
50020 00 N31	10	1/2	9.6	25	27	17	8	10
50020 00 N32	12	1/4	7.1	16	34.5	20	6	10
50020 00 N11	12	3/8	8.1	20	34	20	8	10
50020 00 N23	12	1/2	9.6	25	31	22	10	10
50020 00 N24	14	3/8	8.1	20	35	21	10	10
50020 00 N25	14	1/2	9.6	25	32	22	11	10
50020 00 N42	16	3/8	8.1	20	36	23	10	10
50020 00 N43	16	1/2	9.6	25	37	25	12	10
50020 00 N46	4	M6x1	3.6	10	21	10	2.5	10
50020 00 N33	4	M8x1	5.4	12	19	10	3	10
50020 00 N37	6	M8x1	5.4	12	24.5	13	3	10
50020 00 N38	6	M10x1	5.4	13	23	13	4	10
50020 00 N12	6	M12x1	7.3	15	23.5	13	4	10
50020 00 N13	6	M12x1.25	7.3	15	23.5	13	4	10
50020 00 N14	6	M12x1.5	7.3	15	23.5	13	4	10
50020 00 N39	8	M8x1	5.4	12	25.5	14	4	10
50020 00 N40	8	M10x1	5.4	13	25.5	14	4	10
50020 00 N17	8	M12x1.5	7.3	15	27.5	14	6	10

50030N

RACCORDO DIRITTO FEMMINA
STRAIGHT FEMALE ADAPTOR
AUFSCHRAUBVERSCHRAUBUNG
RACCORD DROIT, TARAUDE
RACOR RECTO HEMBRA
CONEXÃO RETA COM ROSCA FÊMEA



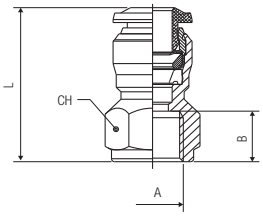

Code	Tube	A	B	L	CH	Pack.
50030 00 N07	3	M5	5.5	18.5	9	10
50030 00 N08	4	M5	5.5	21	11	10
50030 00 N01	4	1/8	8.5	24	13	10
50030 00 N09	4	1/4	11	27.5	16	10
50030 00 N06	5	1/8	8.5	26.5	13	10
50030 00 N02	6	1/8	8.5	26	13	10
50030 00 N03	6	1/4	11	29.5	16	10
50030 00 N04	8	1/8	8.5	27	15	10
50030 00 N05	8	1/4	11	29.5	17	10
50030 00 N10	8	3/8	12	32	19	10
50030 00 N11	10	1/4	11	32	18	10
50030 00 N12	10	3/8	12	33.5	19	10
50030 00 N13	10	1/2	15	39	24	10
50030 00 N14	12	3/8	12	36	21	10
50030 00 N15	12	1/2	15	41	24	10
50030 00 N16	16	3/8	12	40.5	24	10
50030 00 N17	16	1/2	15	41.5	24	10

50040N

RACCORDO DIRITTO INTERMEDIO
STRAIGHT CONNECTOR
VERBINDUNGSVERSCHRAUBUNG
RACCORD UNION DOUBLE
RACOR RECTO INTERMEDIO
CONEXÃO RETA TUBO-TUBO



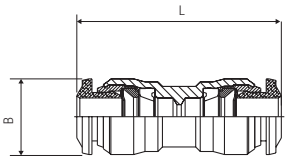

Code	Tube	Tube	L	B	Pack
50040 00 N09	3	3	26	8.5	10
50040 00 N01	4	4	30.5	10.5	10
50040 00 N08	5	5	33	11.5	10
50040 00 N02	6	4	32	12.5	10
50040 00 N03	6	6	34	12.5	10
50040 00 N04	8	6	35	14.5	10
50040 00 N05	8	8	36	14.5	10
50040 00 N11	10	8	40.5	17.5	10
50040 00 N06	10	10	42	17.5	10
50040 00 N12	12	10	45.5	20.5	10
50040 00 N07	12	12	47	20.5	10
50040 00 N10	14	14	49	21.5	10
50040 00 N13	16	16	53.5	23.5	10

50050N

RACCORDO DIRITTO INTERMEDIO DI ATTRAVERSAMENTO
BULKHEAD CONNECTOR
SCHOTTVERSCHRAUBUNG
TRAVERSÉE DE CLOISON
RACOR RECTO INTERMEDIO PASATABIQUES
CONEXÃO PASSA-MURO RETA TUBO-TUBO



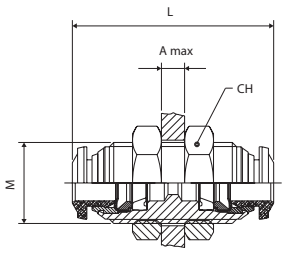

Code	Tube	M	L	CH	A max	Pack.
50050 00 N07	3	M10x1	26	14	5	10
50050 00 N01	4	M12x1	31.5	17	7	10
50050 00 N06	5	M14x1	33	17	7	10
50050 00 N02	6	M14x1	35	17	9.5	10
50050 00 N09	8-6	M16x1	37	19	10.5	10
50050 00 N03	8	M16x1	37	19	10.5	10
50050 00 N10	10-6	M20x1	43	24	11.5	10
50050 00 N11	10-8	M20x1	43	24	12.5	10
50050 00 N04	10	M20x1	43	24	12.5	10
50050 00 N05	12	M22x1	48	26	16.5	10
50050 00 N08	14	M23x1	49	27	16.5	10

50055N

RACCORDO DIRITTO DI ATTRAVERSAMENTO FEMMINA

FEMALE BULKHEAD CONNECTOR
SCHOTTVERSCHRAUBUNG INNENGEWINDE
TRAVERSÉE DE CLOISON FEMELLE
RACOR RECTO INTERMEDIO PASATABIQUES HEMBRA
CONEXAO PASSA-MURO RETA FEMEA

Code	Tube	A	B	M	S max	CH1	CH2	C	D	L	Pack.
50055 00 N01	4	1/8	8.5	M12X1	7	15	17	10	19	29	10
50055 00 N02	6	1/8	8.5	M14X1	8	16	17	10	21	31	10
50055 00 N03	6	1/4	11	M14X1	8	16	17	12	21	33	10
50055 00 N04	8	1/8	8.5	M16X1	8	18	19	10	22	32	10
50055 00 N05	8	1/4	11	M16X1	8	18	19	12	22	34	10
50055 00 N06	10	3/8	12	M20X1	9.5	24	24	14	25.5	39.5	10
50055 00 N07	12	3/8	12	M22X1	10.5	24	26	15	27.5	42.5	10
50055 00 N08	12	1/2	15	M22X1	10.5	24	26	17	27.5	44.5	10



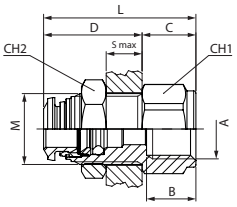

50465N

ADATTATORE DIRITTO INTERMEDIO DI ATTRAVERSAMENTO

BULKHEAD CONNECTOR
SCHOTTVERSCHRAUBUNG
ADAPTEUR DROIT TRAVERSEE DE CLOISON
RACOR RECTO INTERMEDIO PASATABIQUES
CONEXAO PASSA-MURO RETA TUBO-TUBO

Code	Tube	L	D	CH1	CH2	CH3	Pack.
50465 00 N02	6	49.5	12.5	13	17	17	10
50465 00 N03	8	52	14	14	19	19	10
50465 00 N04	10	59	17	19	24	24	10



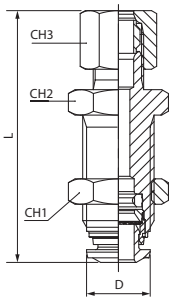

50100N

RACCORDO A L MASCHIO CONICO

ELBOW MALE ADAPTOR (TAPER)
WINKELVERSCHRAUBUNG KONISCH (NICHT DREHBAR)
EQUERRE NON ORIENTABLE MÂLE, CONIQUE
RACOR A L MACHO CÓNICO
CONEXÃO MACHO EM "L" COM ROSCA CÔNICA

Code	Tube	A	B	L1	L2	CH	D	Pack.
50100 00 N01	4	M5	5	17	15	9	10	10
50100 00 N02	4	1/8	7.5	17	15.5	9	10	10
50100 00 N10	5	M5	5	20	17	11	12.5	10
50100 00 N11	5	1/8	7.5	20	17.5	11	12.5	10
50100 00 N03	6	1/8	7.5	21	17.5	11	12.5	10
50100 00 N12	6	1/4	11	21	21.5	11	12.5	10
50100 00 N04	8	1/8	7.5	22.5	19	13	14	10
50100 00 N05	8	1/4	11	22.5	21.5	13	14	10
50100 00 N06	10	1/4	11	26.5	24.5	16	17	10
50100 00 N07	10	3/8	11.5	26.5	24	16	17	10
50100 00 N08	12	1/4	11	30.5	28	19	21.5	10
50100 00 N09	12	3/8	11.5	30.5	28	19	21.5	10



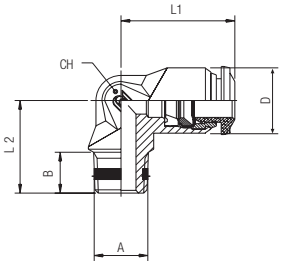

50106N

RACCORDO A L ORIENTABILE FEMMINA

ORIENTING ELBOW FEMALE ADAPTOR
AUFSCHRAUB-WINKELSCHRAUBUNG (DREHBAR)
EQUERRE ORIENTABLE FEMELLE
RACOR A L ORIENTABLE HEMBRA
CONEXÃO EM "L" ORIENTÁVEL COM ROSCA FÊMEA



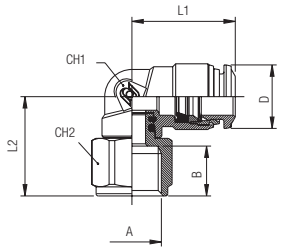

Code	Tube	A	B	L1	L2	CH1	CH2	D	Pack.
50106 00 N01	4	1/8	8.5	18	19	9	13	10	10
50106 00 N02	4	1/4	11	18	21.5	9	16	10	10
50106 00 N03	6	1/8	8.5	21	20.5	11	13	12.5	10
50106 00 N04	6	1/4	11	21	23	11	16	12.5	10
50106 00 N05	8	1/8	8.5	22.5	22	12	13	14.5	10
50106 00 N06	8	1/4	11	22.5	24.5	12	16	14.5	10
50106 00 N07	8	3/8	12	22.5	24.5	12	13	14.5	10
50106 00 N09	10	1/4	11	26.5	27	14	19	17	10
50106 00 N10	10	3/8	12	26.5	30	14	19	17	10
50106 00 N11	12	1/2	15	31.5	33.5	16	24	20	10

50111N

RACCORDO A L ORIENTABILE MASCHIO "UNIVERSAL SHORT"

ORIENTING ELBOW MALE ADAPTOR "UNIVERSAL SHORT"
WINKELVERSCHRAUBUNG KONISCH (DREHBAR) "UNIVERSAL SHORT"
EQUERRE ORIENTABLE MÂLE, CONIQUE "UNIVERSAL SHORT"
RACOR A L ORIENTABLE MACHO CÓNICO "UNIVERSAL SHORT"
CONEXÃO MACHO EM "L" ORIENTÁVEL COM ROSCA "UNIVERSAL SHORT"



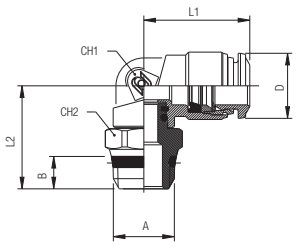

Code	Tube	A	B	L1	L2	CH1	CH2	D	Pack.
50111 00 N01	4	1/8	5.5	18	19.5	9	13	10	10
50111 00 N02	4	1/4	7	18	21	9	15	10	10
50111 00 N03	5	1/8	5.5	20	21.5	11	13	12.5	10
50111 00 N04	6	1/8	5.5	21	21.5	11	13	12.5	10
50111 00 N05	6	1/4	7	21	23	11	15	12.5	10
50111 00 N06	8	1/8	5.5	22.5	24	12	13	14.5	10
50111 00 N07	8	1/4	7	22.5	24	12	15	14.5	10
50111 00 N08	8	3/8	7.5	22.5	24.5	12	17	14.5	10
50111 00 N09	8	1/2	9	22.5	27	12	21	14.5	10
50111 00 N10	10	1/4	7	26.5	28.5	14	16	17.5	10
50111 00 N11	10	3/8	7.5	26.5	28	14	17	17.5	10
50111 00 N12	10	1/2	9	26.5	29	14	21	17.5	10
50111 00 N13	12	3/8	7.5	31.5	27.2	16	20	21.5	10
50111 00 N14	12	1/2	9	31.5	29.7	16	21	21.5	10
50111 00 N15	14	3/8	7.5	31.5	28.2	16	20	21.5	10
50111 00 N16	14	1/2	9	31.5	30.7	16	21	21.5	10
50111 00 N17	16	3/8	7.5	33	41.5	19	25	23.5	10
50111 00 N18	16	1/2	9	33	43	19	25	23.5	10

50116N

RACCORDO A L ORIENTABILE MASCHIO CILINDRICO

ORIENTING ELBOW MALE ADAPTOR (PARALLEL)
WINKELVERSCHRAUBUNG ZYLINDRISCH (DREHBAR)
EQUERRE ORIENTABLE MÂLE, CYLINDRIQUE
RACOR A L ORIENTABLE MACHO CILÍNDRICO CON TÓRICA
CONEXÃO MACHO EM "L" ORIENTÁVEL COM ROSCA PARALELA



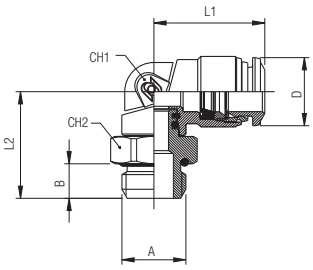

Code	Tube	A	B	L1	L2	CH1	CH2	D	Pack.
50116 00 N01	3	M5	3.6	16.5	17.5	9	8	10	10
50116 00 N02	4	M5	3.6	18	17.5	9	8	10	10
50116 00 N03	4	1/8	5.4	18	18	9	13	10	10
50116 00 N04	4	1/4	7.1	18	18	9	16	10	10
50116 00 N05	5	M5	3.6	20	20	11	11	12.5	10
50116 00 N06	5	1/8	5.4	20	20	11	13	12.5	10
50116 00 N07	6	M5	3.6	21	20	11	11	12.5	10
50116 00 N08	6	1/8	5.4	21	20	11	13	12.5	10
50116 00 N09	6	1/4	7.1	21	21.5	11	16	12.5	10
50116 00 N30	6	3/8	8.1	21.5	21.5	11	16	12.5	10
50116 00 N10	8	1/8	5.4	22.5	22.5	12	13	14.5	10
50116 00 N11	8	1/4	7.1	22.5	23	12	16	14.5	10
50116 00 N12	8	3/8	8.1	22.5	25	12	20	14.5	10
50116 00 N13	8	1/2	9.6	22.5	26.5	12	25	14.5	10
50116 00 N14	10	1/4	7.1	26.5	27.5	14	16	17.5	10
50116 00 N15	10	3/8	8.1	26.5	27	14	20	17.5	10
50116 00 N16	10	1/2	9.6	26.5	28.5	14	25	17.5	10
50116 00 N25	12	1/4	7.1	30.5	27.8	16	16	21.5	10
50116 00 N17	12	3/8	8.1	31.5	27.3	16	20	21.5	10
50116 00 N18	12	1/2	9.6	31.5	28.8	16	25	21.5	10
50116 00 N19	14	3/8	8.1	31.5	28.3	16	20	21.5	10
50116 00 N20	14	1/2	9.6	31.5	29.8	16	25	21.5	10
50116 00 N31	16	3/8	8.1	33	40	19	25	24	10
50116 00 N32	16	1/2	9.6	33	41.5	19	25	24	10
50116 00 N26	4	M6x1	3.6	17.5	18	9	8	10	10
50116 00 N27	4	M8x1	5.4	17.5	18	9	12	10	10
50116 00 N28	6	M10x1	5.4	21	21.5	11	13	12	10
50116 00 N21	6	M12x1	7.3	20	22	11	16	12.5	10
50116 00 N22	6	M12x1.25	7.3	20	22	11	16	12.5	10
50116 00 N23	6	M12x1.5	7.3	20	22	11	16	12.5	10
50116 00 N24	8	M12x1.5	7.3	22.5	23.5	12	16	14.5	10

50121N

RACCORDO A L ORIENTABILE PROLUNGATO MASCHIO "UNIVERSAL SHORT"

EXTENDED ORIENTING ELBOW MALE ADAPTOR "UNIVERSAL SHORT"
VERLÄNGERTE WINKELVERSCHRAUBUNG KONISCH (DREHBAR) "UNIVERSAL SHORT"
EQUERRE PROLONGÉE ORIENTABLE MÂLE, CONIQUE "UNIVERSAL SHORT"
RACOR A L ORIENTABLE PROLONGADO MACHO CÓNICO "UNIVERSAL SHORT"
CONEXÃO EM "L" PROLONGADO ORIENTÁVEL COM ROSCA MACHO "UNIVERSAL SHORT"



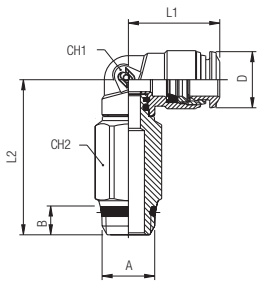

Code	Tube	A	B	L1	L2	CH1	CH2	D	Pack.
50121 00 N01	4	1/8	5.5	18	31.5	9	12	10	10
50121 00 N02	4	1/4	7	18	33	9	15	10	10
50121 00 N03	5	1/8	5.5	20	36	11	12	12.5	10
50121 00 N04	6	1/8	5.5	21	36	11	12	12.5	10
50121 00 N05	6	1/4	7	21	37.5	11	15	12.5	10
50121 00 N06	8	1/8	5.5	22.5	40.5	12	12	14.5	10
50121 00 N07	8	1/4	7	22.5	40.5	12	15	14.5	10
50121 00 N08	8	3/8	7.5	22.5	41	12	16	14.5	10
50121 00 N09	10	1/4	7	26.5	48	14	15	17.5	10
50121 00 N10	10	3/8	7.5	26.5	48	14	17	17.5	10

50126N

RACCORDO A L ORIENTABILE PROLUNGATO MASCHIO CILINDRICO

EXTENDED ORIENTING ELBOW MALE ADAPTOR (PARALLEL)
VERLÄNGERTE WINKELVERSCHRAUBUNG ZYLINDRISCH (DREHBAR)
EQUERRE PROLONGÉE ORIENTABLE MÂLE, CYLINDRIQUE
RACOR A L ORIENTABLE PROLONGADO MACHO CILÍNDRICO CON TÓRICA
CONEXÃO EM "L" PROLONGADO ORIENTÁVEL COM ROSCA MACHO PARALELA



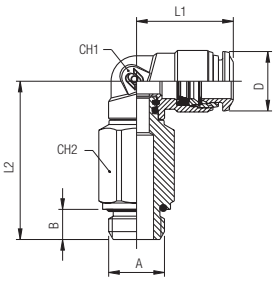

Code	Tube	A	B	L1	L2	CH1	CH2	D	Pack.
50126 00 N01	4	1/8	5.4	18	30	9	12	10	10
50126 00 N02	4	1/4	7.1	18	32	9	15	10	10
50126 00 N03	5	1/8	5.4	20	34.5	11	12	12.5	10
50126 00 N04	6	1/8	5.4	21	34.5	11	12	12.5	10
50126 00 N05	6	1/4	7.1	21	36	11	15	12.5	10
50126 00 N06	8	1/8	5.4	23	39	12	12	14.5	10
50126 00 N07	8	1/4	7.1	22.5	39.5	12	15	14.5	10
50126 00 N08	8	3/8	8.1	22.5	41.5	12	18	14.5	10
50126 00 N09	10	1/4	7.1	26.5	46.6	14	16	17.5	10
50126 00 N10	10	3/8	8.1	26.5	46.1	14	18	17.5	10

50130N

RACCORDO A L INTERMEDIO

ELBOW CONNECTOR
WINKELVERSCHRAUBUNG
RACCORD EQUERRE
RACOR A L INTERMEDIO
CONEXÃO EM "L" TUBO-TUBO



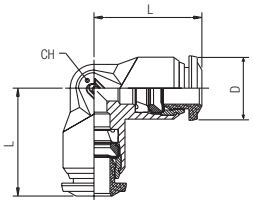

Code	Tube	L	CH	D	Pack.
50130 00 N07	3	17	9	10	10
50130 00 N01	4	17	9	10	10
50130 00 N06	5	20	11	12.5	10
50130 00 N02	6	21	11	12.5	10
50130 00 N03	8	22.5	13	14	10
50130 00 N04	10	26.5	16	17	10
50130 00 N05	12	30.5	19	21.5	10
50130 00 N08	14	32.5	19	21.5	10
50130 00 N09	16	33	19	23.5	10

50200N

RACCORDO A T MASCHIO CONICO

TEE MALE ADAPTOR (TAPER) - CENTRE LEG
T-EINSCHRAUBVERSCHRAUBUNG KONISCH (NICHT DREHBAR)
TÉ NON ORIENTABLE À PIQUAGE MÂLE CENTRAL, CONIQUE
RACOR A T MACHO CENTRAL CÓNICO
CONEXÃO EM "T" CENTRAL COM ROSCA MACHO CÔNICA



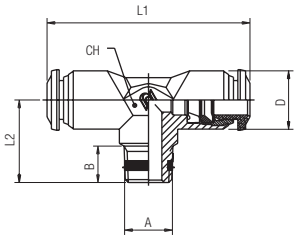

Code	Tube	A	B	L1	L2	CH	D	Pack.
50200 00 N01	4	M5	5	34	15	9	10	10
50200 00 N02	4	1/8	7.5	34	15.5	9	10	10
50200 00 N10	5	1/8	7.5	40	17.5	11	12.5	10
50200 00 N03	6	1/8	7.5	42	17.5	11	12.5	10
50200 00 N04	8	1/8	7.5	45	19	13	14	10
50200 00 N05	8	1/4	11	45	21.5	13	14	10
50200 00 N06	10	1/4	11	53	24.5	16	17	10
50200 00 N07	10	3/8	11.5	53	24	16	17	10
50200 00 N08	12	1/4	11	61	28	19	21.5	10
50200 00 N09	12	3/8	11.5	61	28	19	21.5	10

50211N

RACCORDO A T ORIENTABILE MASCHIO "UNIVERSAL SHORT"

ORIENTING TEE MALE ADAPTOR "UNIVERSAL SHORT" - CENTRE LEG
T-EINSCHRAUBVERSCHRAUBUNG KONISCH (DREHBAR) "UNIVERSAL SHORT"
TÉ ORIENTABLE À PIQUAGE MÂLE CENTRAL, CONIQUE "UNIVERSAL SHORT"
RACOR A T ORIENTABLE MACHO CENTRAL CÓNICO "UNIVERSAL SHORT"
CONEXÃO EM "T" CENTRAL ORIENTÁVEL COM ROSCA MACHO "UNIVERSAL SHORT"



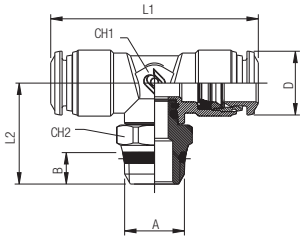

Code	Tube	A	B	L1	L2	CH1	CH2	D	Pack.
50211 00 N01	4	1/8	5.5	34	20	9	13	10	10
50211 00 N02	4	1/4	7	34	21.5	9	15	10	10
50211 00 N03	5	1/8	5.5	40	22	11	13	12.5	10
50211 00 N04	6	1/8	5.5	42	22	11	13	12.5	10
50211 00 N05	6	1/4	7	42	23.5	11	15	12.5	10
50211 00 N06	8	1/8	5.5	45	25.5	13	13	14.5	10
50211 00 N07	8	1/4	7	45	25.5	13	15	14.5	10
50211 00 N08	8	3/8	7.5	45	26	13	17	14.5	10
50211 00 N09	8	1/2	9	45	28.5	13	21	14.5	10
50211 00 N10	10	1/4	7	53	28.5	14	16	17.5	10
50211 00 N11	10	3/8	7.5	53	28	14	17	17.5	10
50211 00 N12	10	1/2	9	53	29	14	21	17.5	10
50211 00 N13	12	3/8	7.5	62.6	29.1	16	20	21.5	10
50211 00 N14	12	1/2	9	62.6	31.6	16	21	21.5	10
50211 00 N15	14	3/8	7.5	62.6	29.1	16	20	21.5	10
50211 00 N16	14	1/2	9	62.6	31.6	16	21	21.5	10
50211 00 N17	16	3/8	7.5	65.5	40	19	25	23.5	10
50211 00 N18	16	1/2	9	65.5	41.5	19	25	23.5	10

50216N

RACCORDO A T ORIENTABILE MASCHIO CILINDRICO

ORIENTING TEE MALE ADAPTOR (PARALLEL) - CENTRE LEG
T-EINSCHRAUBVERSCHRAUBUNG ZYLINDRISCH (DREHBAR)
TÉ ORIENTABLE À PIQUAGE MÂLE CENTRAL, CYLINDRIQUE
RACOR A T ORIENTABLE MACHO CENTRAL CILÍNDRICO CON TÓRICA
CONEXÃO EM "T" CENTRAL ORIENTÁVEL COM ROSCA MACHO PARALELA



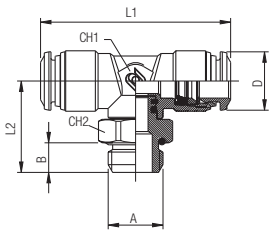

Code	Tube	A	B	L1	L2	CH1	CH2	D	Pack.
50216 00 N01	3	M5	3.6	33	17	9	8	10	10
50216 00 N02	4	M5	3.6	34	18	9	8	10	10
50216 00 N03	4	1/8	5.4	34	18.5	9	13	10	10
50216 00 N04	4	1/4	7.1	34	20	9	16	10	10
50216 00 N05	5	M5	3.6	40	20.5	11	11	12.5	10
50216 00 N06	5	1/8	5.4	40	20.5	11	13	12.5	10
50216 00 N07	6	M5	3.6	42	20.5	11	11	12.5	10
50216 00 N08	6	1/8	5.4	42	20.5	11	13	12.5	10
50216 00 N09	6	1/4	7.1	42	22	11	16	12.5	10
50216 00 N10	8	1/8	5.4	45	23.5	13	13	14.5	10
50216 00 N11	8	1/4	7.1	45	24	13	16	14.5	10
50216 00 N12	8	3/8	8.1	45	26	13	20	14.5	10
50216 00 N13	8	1/2	9.6	45	27.5	13	25	14.5	10
50216 00 N14	10	1/4	7.1	53	27.1	14	16	17.5	10
50216 00 N15	10	3/8	8.1	53	26.6	14	20	17.5	10
50216 00 N16	10	1/2	9.6	53	28.1	14	25	17.5	10
50216 00 N17	12	3/8	8.1	62.5	29.1	16	20	21.5	10
50216 00 N18	12	1/2	9.6	62.5	31.6	16	25	21.5	10
50216 00 N19	14	3/8	8.1	62.5	29.1	16	20	21.5	10
50216 00 N20	14	1/2	9.6	62.5	31.6	16	25	21.5	10
50216 00 N25	16	3/8	8.1	65.5	40	19	25	23.5	10
50216 00 N26	16	1/2	9.6	65.5	41.5	19	25	23.5	10
50216 00 N21	6	M12x1	7.3	42	22	11	16	12.5	10
50216 00 N22	6	M12x1.25	7.3	42	22	11	16	12.5	10
50216 00 N23	6	M12x1.5	7.3	42	22	11	16	12.5	10

50223N

RACCORDO A T ORIENTABILE MASCHIO LATERALE "UNIVERSAL SHORT"

ORIENTING TEE MALE ADAPTOR "UNIVERSAL SHORT" OFF - SET LEG
L-EINSCHRAUBVERSCHRAUBUNG KONISCH (DREHBAR) "UNIVERSAL SHORT"
TÉ ORIENTABLE À PIQUAGE LATÉRAL, CONIQUE "UNIVERSAL SHORT"
RACOR A T ORIENTABLE MACHO LATERAL CÓNICO "UNIVERSAL SHORT"
CONEXÃO EM "T" LATERAL ORIENTÁVEL COM ROSCA MACHO "UNIVERSAL SHORT"



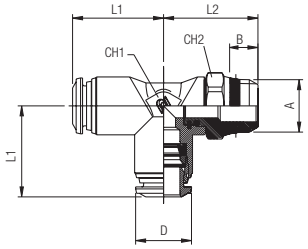

Code	Tube	A	B	L1	L2	CH1	CH2	D	Pack.
50223 00 N01	4	1/8	5.5	17	20	9	13	10	10
50223 00 N02	4	1/4	7	17	21.5	9	15	10	10
50223 00 N03	5	1/8	5.5	20	22	11	13	12.5	10
50223 00 N04	6	1/8	5.5	21	22	11	13	12.5	10
50223 00 N05	6	1/4	7	21	23.5	11	15	12.5	10
50223 00 N06	8	1/8	5.5	22.5	25	13	13	14.5	10
50223 00 N07	8	1/4	7	22.5	25	13	15	14.5	10
50223 00 N08	8	3/8	7.5	22.5	28	13	17	14.5	10
50223 00 N09	8	1/2	9	22.5	28	13	21	14.5	10
50223 00 N10	10	1/4	7	26.5	28.5	14	16	17.5	10
50223 00 N11	10	3/8	7.5	26.5	28	14	17	17.5	10
50223 00 N12	10	1/2	9	26.5	29	14	21	17.5	10
50223 00 N13	12	3/8	7.5	31.5	29.1	16	20	21.5	10
50223 00 N14	12	1/2	9	31.5	31.6	16	21	21.5	10

50226N

RACCORDO A T ORIENTABILE MASCHIO LATERALE CILINDRICO

ORIENTING TEE MALE ADAPTOR (PARALLEL) OFF - SET LEG
L-EINSCHRAUBVERSCHRAUBUNG ZYLINDRISCH (DREHBAR)
TÉ ORIENTABLE À PIQUAGE LATÉRAL, CYLINDRIQUE
RACOR A T ORIENTABLE MACHO LATERAL CILÍNDRICO CON TÓRICA
CONEXÃO EM "T" LATERAL ORIENTÁVEL COM ROSCA MACHO PARALELA



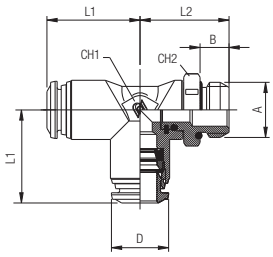

Code	Tube	A	B	L1	L2	CH1	CH2	D	Pack.
50226 00 N01	3	M5	3.6	16.5	17	9	8	10	10
50226 00 N02	4	M5	3.6	17	18	9	8	10	10
50226 00 N03	4	1/8	5.4	17	18.5	9	13	10	10
50226 00 N04	4	1/4	7.1	17	20	9	16	10	10
50226 00 N05	5	M5	3.6	20	20.5	11	11	12.5	10
50226 00 N06	5	1/8	5.4	20	20.5	11	13	12.5	10
50226 00 N07	6	M5	3.6	21	20.5	11	11	12.5	10
50226 00 N08	6	1/8	5.4	21	20.5	11	13	12.5	10
50226 00 N09	6	1/4	7.1	21	22	11	16	12.5	10
50226 00 N10	8	1/8	5.4	22.5	22.5	13	13	14.5	10
50226 00 N11	8	1/4	7.1	22.5	24	13	16	14.5	10
50226 00 N12	8	3/8	8.1	22.5	26	13	20	14.5	10
50226 00 N13	8	1/2	9.6	22.5	27.5	13	25	14.5	10
50226 00 N14	10	1/4	7.1	26.5	27.1	14	16	17.5	10
50226 00 N15	10	3/8	8.1	26.5	26.6	14	20	17.5	10
50226 00 N16	10	1/2	9.6	26.5	28.1	14	25	17.5	10
50226 00 N17	12	3/8	8.1	31.5	29.1	16	20	21.5	10
50226 00 N18	12	1/2	9.6	31.5	31.6	16	25	21.5	10
50226 00 N21	6	M12x1	7.3	21	22	11	16	12.5	10
50226 00 N22	6	M12x1.25	7.3	21	22	11	16	12.5	10
50226 00 N23	6	M12x1.5	7.3	21	22	11	16	12.5	10

50230N

RACCORDO A T INTERMEDIO

TEE CONNECTOR
T-ANSCHLUSS
RACCORD TÉ
RACOR A T INTERMEDIO
CONEXÃO EM "T" TUBO-TUBO



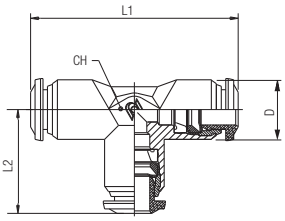

Code	Tube	L1	L2	CH	D	Pack.
50230 00 N07	3	34	17	9	10	10
50230 00 N01	4	34	17	9	10	10
50230 00 N06	5	40	20	11	12.5	10
50230 00 N02	6	42	21	11	12.5	10
50230 00 N03	8	45	22.5	13	14	10
50230 00 N04	10	53	26.5	16	17	10
50230 00 N05	12	61	30.5	19	21.5	10
50230 00 N08	14	65.5	32.5	19	21.5	10
50230 00 N10	16	65.5	33	19	23.5	10

50310N

RACCORDO A Y INTERMEDIO

Y CONNECTOR
Y-ANSCHLUSS
RACCORD Y SIMPLE
RACOR A Y INTERMEDIO
CONEXÃO EM "Y" TUBO-TUBO



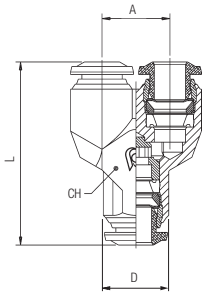

Code	Tube	A	L	CH	D	Pack.
50310 00 N07	3	10	29	11	10	10
50310 00 N01	4	11	32	11	10	10
50310 00 N04	5	13.5	35	13	12.5	10
50310 00 N02	6	13.5	36.5	13	12.5	10
50310 00 N03	8	15.5	41	15	14	10
50310 00 N08	10	18.5	48	18	17	10

50326N

RACCORDO A Y ORIENTABILE MASCHIO CILINDRICO

Y CONNECTOR MALE ADAPTOR (PARALLEL)
Y-ANSCHLUSS ZYLINDRISCH (DREHBAR)
RACCORD Y SIMPLE MÂLE, CYLINDRIQUE
RACOR A Y ORIENTABLE MACHO CILÍNDRICO CON TÓRICA
CONEXÃO MACHO EM "Y" ORIENTÁVEL COM ROSCA PARALELA



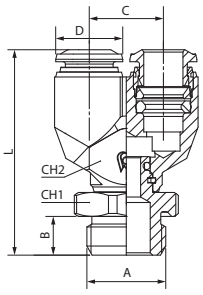

Code	Tube	A	B	C	L	CH1	CH2	D	Pack.
50326 00 N03	4	1/8	5.4	11	32.5	13	11	10	10
50326 00 N08	6	1/8	5.4	13.5	37	13	13	12.5	10
50326 00 N09	6	1/4	7.1	13.5	38.5	16	13	12.5	10
50326 00 N10	8	1/8	5.4	15.5	40.5	13	15	14	10
50326 00 N11	8	1/4	7.1	15.5	41	16	15	14	10
50326 00 N12	8	3/8	8.1	15.5	43	20	15	14	10

50500N

ANELLO ORIENTABILE A L

SINGLE BANJO BODY
RINGANSCHLUSS
CORPS SIMPLE POUR BANJO
ANILLO ORIENTABLE SIMPLE
ANEL ORIENTÁVEL EM "L"



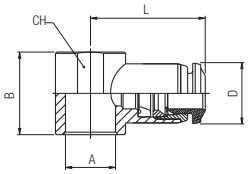

Code	Tube	A	B	L	CH	D	Pack.
50500 00 N19	3	M5	12.5	19	–	10	10
50500 00 N20	3	M6	12.5	19	–	10	10
50500 00 N01	4	M5	12.5	19	–	10	10
50500 00 N02	4	M6	12.5	19	–	10	10
50500 00 N03	4	1/8	15	21	14	10	10
50500 00 N13	5	M5	12.5	20	–	12.5	10
50500 00 N17	5	M6	12.5	20	–	12.5	10
50500 00 N14	5	1/8	15	21.5	14	12.5	10
50500 00 N15	5	1/4	17	24.5	18	12.5	10
50500 00 N16	6	M5	12.5	20.5	–	12.5	10
50500 00 N18	6	M6	12.5	20.5	–	12.5	10
50500 00 N04	6	1/8	15	22	14	12.5	10
50500 00 N05	6	1/4	17	25	18	12.5	10
50500 00 N06	8	1/8	15	24	14	14	10
50500 00 N07	8	1/4	17	26	18	14	10
50500 00 N08	8	3/8	20	28	21	14	10
50500 00 N09	10	1/4	17	29	18	17	10
50500 00 N10	10	3/8	20	30.5	21	17	10
50500 00 N12	12	3/8	20	32.5	21	21.5	10
50500 00 N21	12	1/2	24	35	25	21.5	10
50500 00 N22	14	1/2	24	35.5	25	21.5	10

50510N

ANELLO ORIENTABILE A T

DOUBLE BANJO BODY
DOPPELTER RINGANSCHLUSS
CORPS DOUBLE POUR BANJO
ANILLO ORIENTABLE DOBLE
ANEL ORIENTÁVEL EM "T"



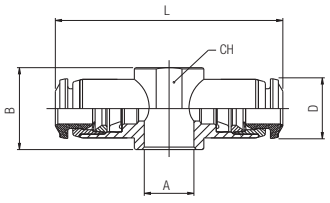

Code	Tube	A	B	L	CH	D	Pack.
50510 00 N01	4	M5	12.5	38	-	10	10
50510 00 N02	4	M6	12.5	38	-	10	10
50510 00 N03	4	1/8	15	42	14	10	10
50510 00 N08	5	1/8	15	43	14	12.5	10
50510 00 N09	5	1/4	17	49	18	12.5	10
50510 00 N04	6	1/8	15	44	14	12.5	10
50510 00 N05	6	1/4	17	50	18	12.5	10
50510 00 N06	8	1/8	15	48	14	14	10
50510 00 N07	8	1/4	17	52	18	14	10

50550N

RACCORDO ORIENTABILE A L

ORIENTING SINGLE BANJO BODY MALE
WINKELSCHWENKVERSCHRAUBUNG (DREHBAR)
EQUERRE BANJO MÂLE, ORIENTABLE
RACOR ORIENTABLE SIMPLE CON TÓRICA
CONEXÃO TIPO BANJO EM "L"



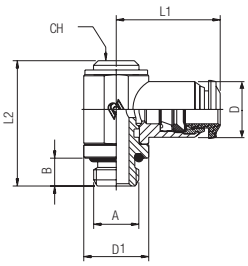

Code	Tube	A	B	L1	L2	CH	D1	D	Pack.
50550 00 N01	4	M5	3.6	19	24.5	–	CH8	10	10
50550 00 N02	4	1/8	5.4	21	28	5	14	10	10
50550 00 N12	5	M5	3.6	20	24.5	–	CH8	12.5	10
50550 00 N13	5	1/8	5.4	21.5	28	5	14	12.5	10
50550 00 N14	5	1/4	7.1	24.5	31	6	17	12.5	10
50550 00 N15	6	M5	3.6	20.5	24.5	–	CH8	12.5	10
50550 00 N03	6	1/8	5.4	22.5	28	5	14	12.5	10
50550 00 N04	6	1/4	7.1	25	31	6	17	12.5	10
50550 00 N05	8	1/8	5.4	24	28	5	14	14	10
50550 00 N06	8	1/4	7.1	26	31	6	17	14	10
50550 00 N07	8	3/8	8.1	28	35.5	7	20	14	10
50550 00 N08	10	1/4	7.1	29	31	6	17	17	10
50550 00 N09	10	3/8	8.1	30.5	35.5	7	20	17	10
50550 00 N11	12	3/8	8.1	32.5	35.5	7	20	21.5	10

50560N

RACCORDO ORIENTABILE A T

ORIENTING DOUBLE BANJO BODY MALE
T-SCHWENKVERSCHRAUBUNG (DREHBAR)
TÉ BANJO MÂLE, ORIENTABLE
RACOR ORIENTABLE DOBLE CON TÓRICA
CONEXÃO TIPO BANJO EM "T"



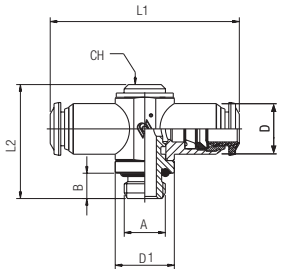

Code	Tube	A	B	L1	L2	D1	CH	D	Pack.
50560 00 N02	4	1/8	5.4	42	27	14	5	10	10
50560 00 N08	5	1/8	5.4	43	27	14	5	12.5	10
50560 00 N09	5	1/4	7.1	49	31	17	6	12.5	10
50560 00 N03	6	1/8	5.4	45	27	14	5	12.5	10
50560 00 N04	6	1/4	7.1	50	31	17	6	12.5	10
50560 00 N05	8	1/8	5.4	48	27	14	5	14	10
50560 00 N06	8	1/4	7.1	52	31	17	6	14	10

51410

VITE CAVA SINGOLA

BANJO SCREW SINGLE
EINFACHE HOHLSCHRAUBE
VIS POUR BANJO SIMPLE
TORNILLO SIMPLE
HASTE PARA CONEXÃO BANJO COM 1 CAVIDADE



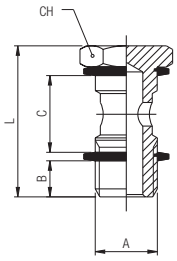

Code	A	B	C	L	CH	Pack.
51410 00 011	M5	4	12.5	22	8	10
51410 00 012	M6	5	12.5	23	8	10
51410 00 013	1/8	6	15	28	14	10
51410 00 014	1/4	8	17	32	17	10
51410 00 015	3/8	9	20	36	19	10
51410 00 016	1/2	10	24	42	24	10
51410 00 017	*M12x1.5	8	17	32	17	10

Questo articolo viene fornito completo di rondelle in PA66 (ART. 1610).
This item will be supplied with the PA66 washers (ART. 1610).
Dieser artikel wird mit dichtringen aus PA66 (ART. 1610) Mitgeliefert.
Livré avec joints en PA66 (ART. 1610).
Este artículo viene completo de arandelas en nylon (ART. 1610).
Este item vem acompanhado de arruelas em PA66 (CÓD. 1610).

* Con questa vite utilizzare gli anelli orientabili da 1/4.
** With this banjo SCREW using 1/4 orienting banjo body.*
** Bei dieser grösse können dichtringe für 1/4 eingesetzt werden.*
** Compatible avec joint 1/4.*
** Con este tornillo utilizar el anillo orientable de 1/4.*
** Com esta haste para banjo utilizar os anéis orientáveis de 1/4.*

51420

VITE CAVA DOPPIA

BANJO SCREW DOUBLE
DOPPELTE HOHLSCHRAUBE
VIS POUR BANJO DOUBLE
TORNILLO DOBLE
HASTE PARA CONEXÃO BANJO COM 2 CAVIDADES



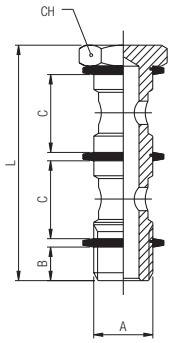

Code	A	B	C	L	CH	Pack.
51420 00 011	1/8	6	15	44.5	14	10
51420 00 012	1/4	8	17	50.5	17	10
51420 00 013	3/8	9	20	58	19	10
51420 00 014	1/2	10	24	68	24	10
51420 00 015	*M12x1.5	8	17	50.5	17	10

Questo articolo viene fornito completo di rondelle in PA66 (ART. 1610).
This item will be supplied with the PA66 washers (ART. 1610).
Dieser artikel wird mit dichtringen aus PA66 (ART. 1610) Mitgeliefert.
Livré avec joints en PA66 (ART. 1610).
Este artículo viene completo de arandelas en nylon (ART. 1610).
Este item vem acompanhado de arruelas em PA66 (CÓD. 1610).

* Con questa vite utilizzare gli anelli orientabili da 1/4.
** With this banjo SCREW using 1/4 orienting banjo body.*
** Bei dieser grösse können dichtringe für 1/4 eingesetzt werden.*
** Compatible avec joint 1/4.*
** Con este tornillo utilizar el anillo orientable de 1/4.*
** Com esta haste para banjo utilizar os anéis orientáveis de 1/4.*

51430

VITE CAVA TRIPLA

BANJO SCREW TRIPLE
DREIFACH HOHLSCHRAUBE
VIS POUR BANJO TRIPLE
TORNILLO TRIPLE
HASTE PARA CONEXÃO BANJO COM 3 CAVIDADES



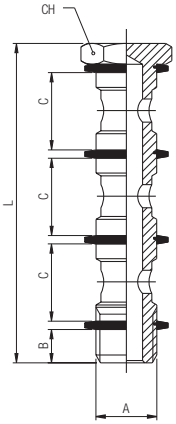

Code	A	B	C	L	CH	Pack.
51430 00 011	1/8	6	15	61	14	10
51430 00 012	1/4	8	17	69	17	10
51430 00 013	3/8	9	20	80	19	10
51430 00 014	1/2	10	24	94	24	10

Questo articolo viene fornito completo di rondelle in PA66 (ART. 1610).
This item will be supplied with the PA66 washers (ART. 1610).
Dieser artikel wird mit dichtringen aus PA66 (ART. 1610) Mitgeliefert.
Livré avec joints en PA66 (ART. 1610).
Este artículo viene completo de arandelas en nylon (ART. 1610).
Este item vem acompanhado de arruelas em PA66 (cód. 1610).

51440

VITE CAVA SINGOLA MASCHIO - FEMMINA

MALE - FEMALE BANJO SCREW SINGLE
AUFSCHRAUBHOHLSCHRAUBE MIT INNENGEWINDE
VIS CREUSE TARAUDÉE POUR BANJO SIMPLE
TORNILLO SIMPLE MACHO - HEMBRA
HASTE PARA CONEXÃO BANJO COM 1 CAVIDADE MACHO - FÊMEA



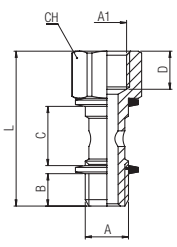

Code	A	A1	B	C	D	L	CH	Pack.
51440 00 001	1/8	1/8	6	15	8.5	34.5	14	10
51440 00 002	1/4	1/4	8	17	11	40.5	17	10
51440 00 003	3/8	3/8	9	20	12	45.5	19	10

Questo articolo viene fornito completo di rondelle in PA66 (ART. 1610).
This item will be supplied with the PA66 washers (ART. 1610).
Dieser artikel wird mit dichtringen aus PA66 (ART. 1610) Mitgeliefert.
Livré avec joints en PA66 (ART. 1610).
Este artículo viene completo de arandelas en nylon (ART. 1610).
Este item vem acompanhado de arruelas em PA66 (CÓD. 1610).

50600

ADATTATORE MASCHIO CILINDRICO
MALE ADAPTOR PARALLEL
EINSCHRAUBSTECKVERSCHRAUBUNG ZYLINDRISCH
ADAPTATEUR ENCLIQUETABLE MÂLE, CYLINDRIQUE
ADAPTADOR MACHO CILÍNDRICO CON TÓRICA
ADAPTADOR MACHO COM ROSCA PARALELA



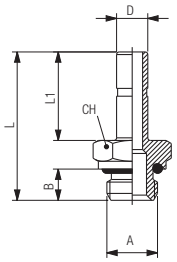

Code	D	A	B	L	L1	CH	Pack.
50600 00 001	4	M5	3.6	24	15	8	10
50600 00 002	4	1/8	5.4	26.5	15	13	10
50600 00 012	5	M5	3.6	26	17	8	10
50600 00 013	5	1/8	5.4	28.5	17	13	10
50600 00 014	5	1/4	7.1	31	17	16	10
50600 00 015	6	M5	3.6	26	17	8	10
50600 00 003	6	1/8	5.4	28.5	17	13	10
50600 00 004	6	1/4	7.1	31	17	16	10
50600 00 005	8	1/8	5.4	29.5	18	13	10
50600 00 006	8	1/4	7.1	32	18	16	10
50600 00 007	8	3/8	8.1	33.5	18	20	10
50600 00 016	10	1/8	5.4	33.5	22	13	10
50600 00 008	10	1/4	7.1	36	22	16	10
50600 00 009	10	3/8	8.1	37.5	22	20	10
50600 00 017	10	1/2	9.6	39.5	22	24	10
50600 00 010	12	1/4	7.1	38.5	24.5	16	10
50600 00 011	12	3/8	8.1	40	24.5	20	10
50600 00 018	14	1/2	9.6	44	26.5	24	10

50610

TAPPO IN POLIAMIDE
POLYAMIDE PLUG
VERSCHLUSSZAPFEN POLYAMID
BOUCHON EN POLYAMIDE
TAPÓN EN POLIAMIDA
TAMPÃO EM POLIAMIDA



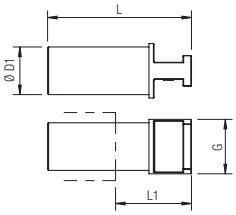

Code	ØD1	G	L	L1	Pack.
50610 00 31 X0 RO	3	5	30.5	18	10
50610 00 31 X1 RO	4	6	29.5	15.5	10
50610 00 31 X3 RO	5	7	33.5	18	10
50610 00 31 X4 RO	6	8	32	15.5	10
50610 00 31 X7 RO	8	10	37.1	19.5	10
50610 00 31 X9 RO	10	12	40	19.5	10
50610 00 31 Y1 RO	12	14	41.5	20	10
50610 00 31 Y3 RO	14	16	42	19.5	10
50610 00 31 Y5 RO	16	18	43.5	21	10

50615

COPERTURA COLORATA PER SPINTORE
COLORED RELEASE BOTTON COVERS
ABDECKRINGE MEHRFARBIG
CACHE POUSSOIR
FUNDAS PARA ANILLOS COLORADOS
CAPA COLORIDA PARA ANILHA DE LIBERACAO



Code	Colore *Color Farbe Couleur Color Cor*					Tube	Pack.
50615 00 A7 X1	BN	BL	GI	RO	VE	4	10
50615 00 A7 X4	BN	BL	GI	RO	VE	6	10
50615 00 A7 X7	BN	BL	GI	RO	VE	8	10
50615 00 A7 X9	BN	BL	GI	RO	VE	10	10
50615 00 A7 Y1	BN	BL	GI	RO	VE	12	10
50615 00 A7 Y3	BN	BL	GI	RO	VE	14	10

50625

GIUNZIONE DOPPIA
DOUBLE JOINT
DOPPELSTECKER
JONCTION DOUBLE
UNIÓN DOBLE
JUNÇÃO DUPLA



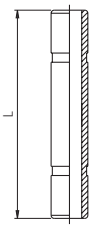

Code	Tube (Ø)	L	Pack.
50625 00 01 X1 NB	4	31	10
50625 00 01 X3 NB	5	33	10
50625 00 01 X4 NB	6	34	10
50625 00 01 X7 NB	8	36	10
50625 00 01 X9 NB	10	45	10
50625 00 01 Y1 NB	12	50	10

50700N

RIDUZIONE
REDUCER
REDUZIERUNG
RÉDUCTION ENCLIQUETABLE
REDUCCIÓN
REDUÇÃO



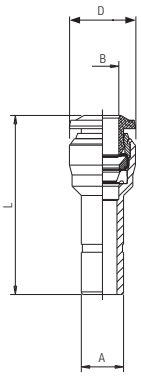

Code	A	B	L	D	Pack.
50700 00 N06	4	3	30	8.5	10
50700 00 N04	5	4	32	11.5	10
50700 00 N01	6	4	30	10.5	10
50700 00 N05	6	5	34.5	11.5	10
50700 00 N08	8	4	32.5	10.5	10
50700 00 N02	8	6	34.5	12.5	10
50700 00 N09	10	4	31.5	10.5	10
50700 00 N11	10	6	37.5	12.5	10
50700 00 N03	10	8	38.5	14.5	10
50700 00 N07	12	8	39.5	14.5	10
50700 00 N10	12	10	43	17.5	10

55800N

CARTUCCE A COMPRESSIONE
PUSH-FIT CARTRIDGES
EINPRESSPATRONEN
CARTOUCHE
CARTUCHO A COMPRESIÓN
CARTUCHO DE COMPRESSÃO



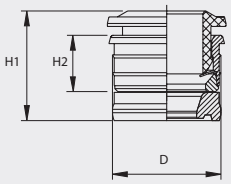

Code	Tube	D	H1	H2	Pack.
55800 00 N08	3	6.7	9.4	5.2	25
55800 00 N01	4	8.7	10.9	5.6	25
55800 00 N02	5	9.75	12.1	6.3	25
55800 00 N03	6	10.75	12.9	6.9	25
55800 00 N04	8	12.7	13	6.85	25
55800 00 N05	10	15.7	15.5	8.5	25
55800 00 N06	12	18.3	17.7	9.5	25
		HIGH QUANTITY			
55800 00 N08 QS	3	6.7	9.4	5.2	1000
55800 00 N01 QS	4	8.7	10.9	5.6	1000
55800 00 N02 QS	5	9.75	12.1	6.3	500
55800 00 N03 QS	6	10.75	12.9	6.9	500
55800 00 N04 QS	8	12.7	13	6.85	500
55800 00 N05 QS	10	15.7	15.5	8.5	500
55800 00 N06 QS	12	18.3	17.7	9.5	500

SEDE
SEAT
BOHRUNGEN
IMPLANTATION
SEDE
SEDE

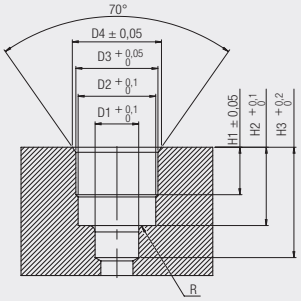

Dimensioni sedi cartucce a compressione.
Seats dimensions push-fit cartridges.
Bohrungsangaben für die einpresspatronen.
Dimensions des logements des cartouches.
Dimensiones sede cartucho a compresión.
Dimensão da sede do cartucho de compressão.

Tube	D1	D2	D3	D4	H1	H2	H3	R
3	3.4	6.05	6.4	6.95	3.7	6.1	8.6	0.5
4	4.2	7.45	8.4	9	3.75	6.5	9.5	0.5
5	5.2	8.35	9.4	10.15	4.45	7.9	10.5	0.5
6	6.2	9.35	10.45	11.35	5	8.5	11.5	0.5
8	8.2	11.4	12.4	12.9	5.2	8.5	12.5	0.75
10	10.2	14.5	15.4	16	6.7	10.5	15	0.75
12	12.2	17	18	19	7.5	12.1	17	1

ISTRUZIONI DI MONTAGGIO CARTUCCE A COMPRESSIONE ART. 55800N
PUSH-FIT CARTRIDGES ASSEMBLING INSTRUCTIONS ART. 55800N
ANLEITUNG FÜR DIE MONTAGE DER EINPRESSPATRONEN ART. 55800N
INSTRUCTION DE MONTAGE POUR CARTOUCHE RÉF. 55800N
INSTRUCCIONES DE MONTAJE CARTUCHO A COMPRESIÓN ART. 55800N
INSTRUÇÕES DE MONTAGEM DO CARTUCHO DE COMPRESSÃO CÓD. 55800N

1

Realizzare la sede per la cartuccia utilizzando l'apposita fresa Art. 55801.

Make the seat for the cartridge utilizing the suitable tool Art. 55801.

Machen sie die Sitze für die Einpresspatronen mit dem entsprechenden Stufenbohrer Art. 55801.

Usiner le logement de la cartouche à l'aide de l'outil de perçage réf. 55801.

Realizar la sede para el cartucho utilizando la correspondiente fresa Art. 55801.

Realize a furação da sede para o cartucho utilizando a fresa de cód. 55801.



2

Inserire la guarnizione sagomata nell'apposita sede.

Insert the seal inside of the seat.

Legen sie die dichtung in die Bohrung ein.

Insérer le joint dans le logement.

Insertar la junta en la correspondiente sede.

Insira vedação no fundo da sede.

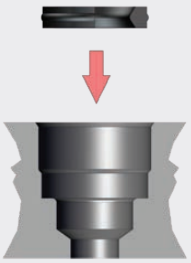

3

Inserire la cartuccia nel canotto di montaggio Art. 55802.

Insert the cartridge into the assembling tool Art. 55802.

Legen sie die Einpress- patrone in das Montage- werkzeug Art. 55802.

Insérer la cartouche dans l'outil de montage réf. 55802.

Insertar el cartucho en el útil de montaje Art. 55802.

Insira o cartucho no tubete de montagem Cód. 55802.



4

Premere la cartuccia all'interno della sede fino ad arrivare in battuta sul piano con il canotto.

Press the cartridge inside of the seat until it will be reached the abutment surface with the assembling tool.

Drücken sie die Einpress-patrone in die Bohrung, bis das Montagewerkzeug am Werkstück ansteht.

Presser la cartouche dans le logement jusqu'à ce que l'outil de montage soit en contact avec la surface.

Empujar el cartucho al interior de la sede hasta llegar al plano con el útil de montaje.

Pressione o cartucho no interior da sede até tocar a superfície de montagem com o tubete.



55801

FRESA SEDE CARTUCCE A COMPRESSIONE
TOOL FOR PUSH-FIT CARTRIDGES SEAT
STUFENBOHRER FÜR EINPRESSPATRONEN
OUTIL DE PERCAGE POUR CARTOUCHE
FRESA SEDE CARTUCHO A COMPRESIÓN
FRESA PARA FURAÇÃO DA SEDE DO CARTUCHO DE COMPRESSÃO



Code	Tube	ø Body	Pack.
55801 00 007	3	10	1
55801 00 001	4	10	1
55801 00 006	5	12	1
55801 00 002	6	12	1
55801 00 003	8	12	1
55801 00 004	10	16	1
55801 00 005	12	16	1

55802

CANOTTO MONTAGGIO CARTUCCE A COMPRESSIONE
ASSEMBLING TOOL FOR PUSH-FIT CARTRIDGES
MONTAGEWERKZEUG FÜR EINPRESSPATRONEN
OUTIL DE MONTAGE POUR CARTOUCHE
ÚTIL DE MONTAJE CARTUCHO A COMPRESIÓN
TUBETE PARA MONTAGEM DO CARTUCHO DE COMPRESSÃO



Code	Tube	Pack.
55802 00 001	3	1
55802 00 002	4	1
55802 00 003	5	1
55802 00 004	6	1
55802 00 005	8	1
55802 00 006	10	1
55802 00 007	12	1

50900N

RIPARTITORE IN ALLUMINIO A 5 VIE
ALUMINIUM MANIFOLD 5 WAYS
ALUMINIUM-VERTEILER MIT 5 AUSGÄNGEN
BLOQUE DE DISTRIBUTION EN ALUMINIUM (5 SORTIES)
REGLETA EN ALUMINIO A 5 VÍAS
DISTRIBUIDOR EM ALUMÍNIO DE 5 VIAS

Code	Tube	A	H	F	C	S	D	L	L1	L2	Pack.
50900 00 N01	4	1/8	66	5	15	4.5	25	75	12	13.5	5
50900 00 N02	6	1/8	80	5	15	4.5	25	90	14.5	16	5
50900 00 N03	6	1/4	80	5	20	4.5	30	90	14.5	16	5
50900 00 N04	8	1/4	90	5	20	4.5	30	100	16	18	5



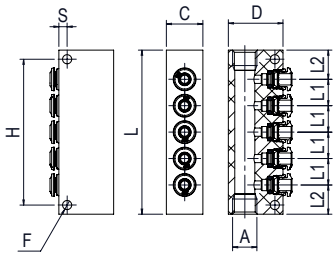

50980

CLIP DI SICUREZZA
SECURITY CLIPS
SICHERHEITSCLIP
CLIP DE SECURITÉ
CLIP DE SEGURIDAD ROJO
CLIP DE SEGURANÇA

Code	Tube	Pack.
50980 00 32 X1 RO	4 (5/32)	50
50980 00 32 X3 RO	5	50
50980 00 32 X4 RO	6 (1/4)	50
50980 00 32 X7 RO	8 (5/16)	50
50980 00 32 X9 RO	10 (3/8)	50
50980 00 32 Y1 RO	12 (1/2)	50
50980 00 32 Y3 RO	14	50



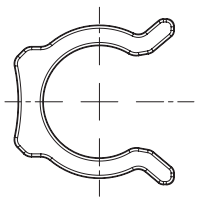

50990

LEVA SGANCIO ADATTATORI
TOOL FOR DISASSEMBLING
LÖSEWERKZEUG
OUTIL DE DÉMONTAGE
LLAVE DE DESMONTAJE
FERRAMENTA PARA DESMONTAGEM

Code	Pack.
50990 00 001	10



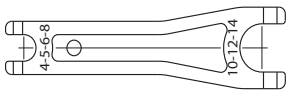

50006

ANELLO DI TENUTA PER FILETTI CONICI "UNIVERSAL SHORT"

THREAD PACKING FOR THE "UNIVERSAL SHORT" TAPER THREADS
DICHTRINGE FÜR KONISCHE GEWINDE "UNIVERSAL SHORT"
BAGUE D'ÉTANCHÉITÉ POUR FILETAGES CONIQUES "UNIVERSAL SHORT"
JUNTA DE CIERRE PARA ROSCAS CÓNICAS "UNIVERSAL SHORT"
ANEL DE VEDAÇÃO PARA ROSCAS CÔNICA "UNIVERSAL SHORT"



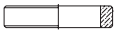

Code	Thread	Pack.
50006 00 24 02 00	1/8	10
50006 00 24 03 00	1/4	10
50006 00 24 04 00	3/8	10
50006 00 24 05 00	1/2	10