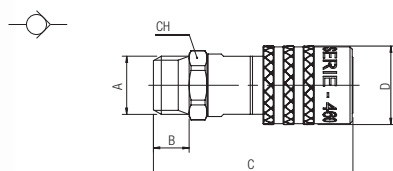


**SERIE 460 EUROPEAN PROFILE DN6**

**461**

**PRESA MASCHIO CILINDRICO**

MALE PARALLEL SOCKET  
 VERSCHLUSS-KUPPLUNG MIT AUSSENGEWINDE ZYLINDRISCH  
 COUPLEUR MÂLE  
 ENCHUFE MACHO CILÍNDRICO  
 SOQUETE COM ROSCA MACHO PARALELA



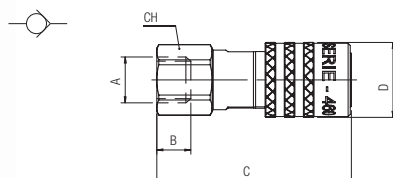
Code	A	B	C	D	CH	Pack.
00461 00 001	1/4	8	45	18	14	10

Filetto Pre Sigillato  
 Pre-Coating Thread  
 Gewinde Beschichtet  
 Pré-Coating  
 Rosca Presellada  
 Rosca Teflonada

**462**

**PRESA FEMMINA**

FEMALE SOCKET  
 VERSCHLUSS-KUPPLUNG MIT INNENGEWINDE  
 COUPLEUR FEMELLE  
 ENCHUFE HEMBRA  
 SOQUETE COM ROSCA FÊMEA

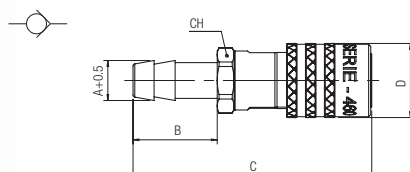


Code	A	B	C	D	CH	Pack.
00462 00 001	1/4	11	46	18	15	10

**465**

**PRESA CON PORTAGOMMA DIRITTO**

STRAIGHT BARBED SOCKET  
 VERSCHLUSS-KUPPLUNG MIT SCHLAUCHTÜLLE  
 COUPLEUR À DOUILLE ANNELÉE  
 ENCHUFE CON PORTAGOMA RECTO  
 SOQUETE COM ESPIGÃO P/TUBO DE BORRACHA RETO

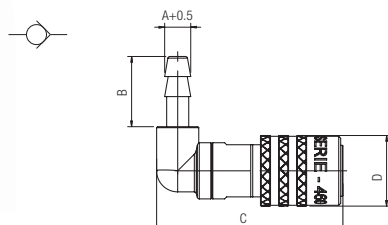


Code	A	B	C	D	CH	Pack.
00465 00 001	6	20	57	18	14	10
00465 00 002	9	20	57	18	14	10

**466**

**PRESA CON PORTAGOMMA 90°**

STRAIGHT SOCKET WITH 90° BARBED CONNECTION  
 VERSCHLUSS-KUPPLUNG MIT SCHLAUCHTÜLLE 90°  
 COUPLEUR À 90°, À DOUILLE ANNELÉ  
 ENCHUFE CON PORTAGOMA 90°  
 SOQUETE COM ESPIGÃO P/ TUBO DE BORRACHA A 90°



Code	A	B	C	D	CH	Pack.
00466 00 001	6	17.5	46.5	18	14	10
00466 00 002	9	20	46.5	18	14	10

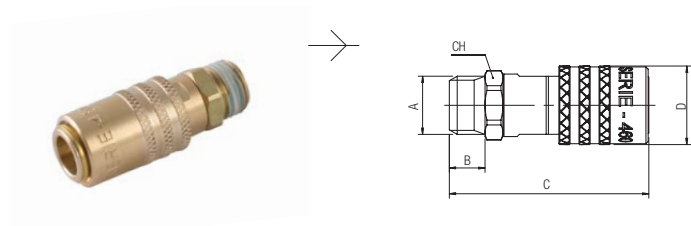
## 461SW

### PRESA SENZA OTTURATORE MASCHIO CILINDRICO

MALE PARALLEL SOCKET WITHOUT SHUTTER  
 KUPPLUNG OHNE ABSPERRUNG MIT AUSSENGEWINDE ZYLINDRISCH  
 COUPLEUR MALE CONIQUE SANS CLAPET  
 ENCHUFE SIN OBTURADOR MACHO CILÍNDRICO  
 SOQUETE COM ROSCA MACHO PARALELA

Code	A	B	C	D	CH	Pack.
461SW 00 001	1/4	8	45	18	14	10

**Filetto Pre Sigillato**  
 Pre-Coating Thread  
 Gewinde Beschichtet  
 Pré-Coating  
 Rosca Presellada  
 Rosca Tefonada

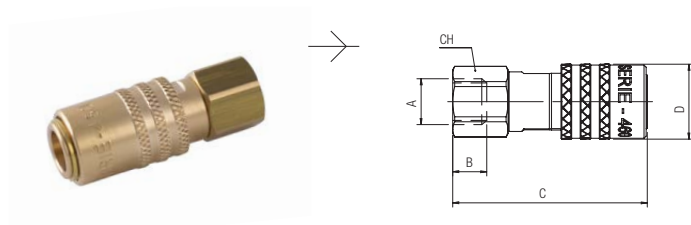


## 462SW

### PRESA SENZA OTTURATORE FEMMINA

FEMALE SOCKET WITHOUT SHUTTER  
 KUPPLUNG OHNE ABSPERRUNG MIT INNENGEWINDE  
 COUPLEUR FEMELLE, SANS CLAPET  
 ENCHUFE SIN OBTURADOR HEMBRA  
 SOQUETE SEM OBTURADOR COM ROSCA FÊMEA

Code	A	B	C	D	CH	Pack.
462SW 00 001	1/4	11	46	18	15	10

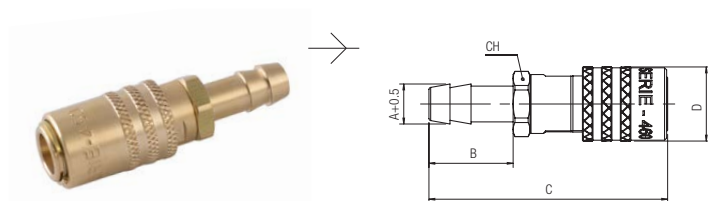


## 465SW

### PRESA SENZA OTTURATORE CON PORTAGOMMA

STRAIGHT BARBED SOCKET WITHOUT SHUTTER  
 KUPPLUNG OHNE ABSPERRUNG MIT SCHLAUCHTÜLLE  
 COUPLEUR À DOUILLE ANNELÉE, SANS CLAPET  
 ENCHUFE SIN OBTURADOR CON PORTAGOMA  
 SOQUETE COM ESPIGÃO PARA TUBO DE BORRACHA

Code	A	B	C	D	CH	Pack.
465SW 00 001	6	20	57	18	14	10
465SW 00 002	9	20	57	18	14	10

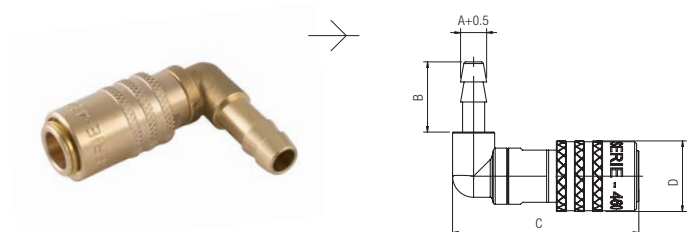


## 466SW

### PRESA SENZA OTTURATORE CON PORTAGOMMA 90°

STRAIGHT SOCKET WITH 90° BARBED CONNECTION WITHOUT SHUTTER  
 KUPPLUNG OHNE ABSPERRUNG MIT SCHLAUCHTÜLLE 90°  
 COUPLEUR À 90°, À DOUILLE ANNELÉ, SANS CLAPET  
 ENCHUFE SIN OBTURADOR CON PORTAGOMA 90°  
 SOQUETE COM ESPIGÃO PARA TUBO DE BORRACHA A 90°

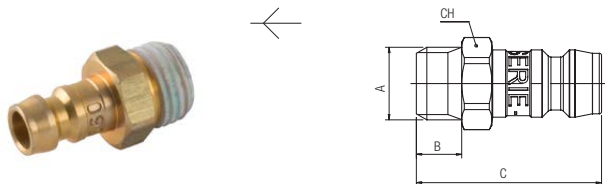
Code	A	B	C	D	CH	Pack.
466SW 00 001	6	17.5	45.6	18	14	10
466SW 00 002	9	20	46.5	18	14	10



**561**

**INNESTO MASCHIO CILINDRICO**

MALE PLUG (PARALLEL)  
 STECKER MIT AUSSENGEWINDE KONISCH  
 EMBOUT MÂLE  
 ADAPTADOR MACHO CILÍNDRICO  
 PLUG COM ROSCA MACHO PARALELA



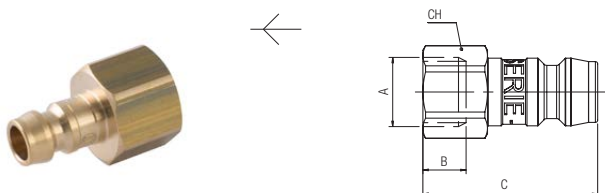
Code	A	B	C	CH	Pack.
00561 00 001	1/8	6	24.5	11	10
00561 00 002	1/4	8	27.5	14	10
00561 00 003	3/8	11.5	31	17	10

**Filetto Pre Sigillato**  
 Pre-Coating Thread  
 Gewinde Beschichtet  
 Pré-Coating  
 Rosca Presellada  
 Rosca Teflonada

**562**

**INNESTO FEMMINA**

FEMALE PLUG  
 STECKER MIT INNENGEWINDE  
 EMBOUT FEMELLE  
 ADAPTADOR HEMBRA  
 PLUG COM ROSCA FÊMEA

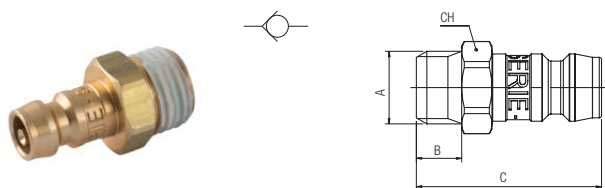


Code	A	B	C	CH	Pack.
00562 00 01 02 00	1/8	7.5	23	11	10
00562 00 01 03 00	1/4	11	27	16	10
00562 00 01 04 00	3/8	11.5	27.5	19	10

**564**

**INNESTO OTTURATO MASCHIO CILINDRICO**

MALE SHUTTER PLUG (PARALLEL)  
 STECKER ABSPERREND MIT AUSSENGEWINDE KONISCH  
 EMBOUT MÂLE, AVEC OBTURATION  
 ADAPTADOR OBTURADO MACHO CILÍNDRICO  
 PLUG COM RETENÇÃO E ROSCA MACHO PARALELA



Code	A	B	C	CH	Pack.
00564 00 001	1/4	8	27.5	14	10
00564 00 002	3/8	11.5	31	17	10

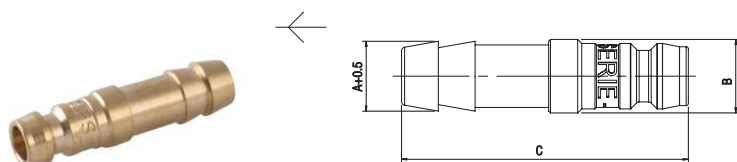
Utilizzare solo con art. 461 - 462 - 465 - 466.  
 Use only with art. 461 - 462 - 465 - 466.  
 Verwenden sie nur mit art. 461 - 462 - 465 - 466.  
 Utiliser uniquement avec art. 461 - 462 - 465 - 466.  
 Utilizar solamente con art. 461 - 462 - 465 - 466.  
 Usar somente com art. 461 - 462 - 465 - 466.

**Filetto Pre Sigillato**  
 Pre-Coating Thread  
 Gewinde Beschichtet  
 Pré-Coating  
 Rosca Presellada  
 Rosca Teflonada

**565**

**INNESTO CON PORTAGOMMA**

STRAIGHT BARBED PLUG  
 STECKER MIT SCHLAUCHTÜLLE  
 EMBOUT À DOUILLE ANNELÉ  
 ADAPTADOR CON PORTAGOMA  
 PLUG COM ESPIGÃO PARA TUBO DE BORRACHA



Code	A	B	C	Pack.
00565 00 01 X8 00	9	10	39	10