

SERIE 440 INTERNATIONAL PROFILE DN9
441
PRESA MASCHIO CILINDRICO

MALE PARALLEL SOCKET

VERSCHLUSS-KUPPLUNG MIT AUSSENGEWINDE ZYLINDRISCH

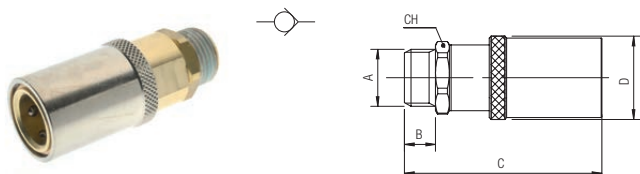
COUPLEUR MÂLE

ENCHUFE MACHO CILÍNDRICO

SOQUETE COM ROSCA MACHO PARALELA

Code	A	B	C	D	CH	Pack.
00441 00 001	3/8	9	57	24	19	10

Filetto Pre Sigillato
 Pre-Coating Thread
 Gewinde Beschichtet
 Pré-Coating
 Rosca Presellada
 Rosca Teflonada


442
PRESA FEMMINA

FEMALE SOCKET

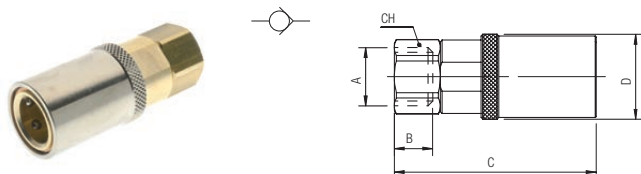
VERSCHLUSS-KUPPLUNG MIT INNENGEWINDE

COUPLEUR FEMELLE

ENCHUFE HEMBRA

SOQUETE COM ROSCA FÊMEA

Code	A	B	C	D	CH	Pack.
00442 00 001	1/4	11	57	24	19	10


445
PRESA CON PORTAGOMMA DIRITTO

STRAIGHT BARBED SOCKET

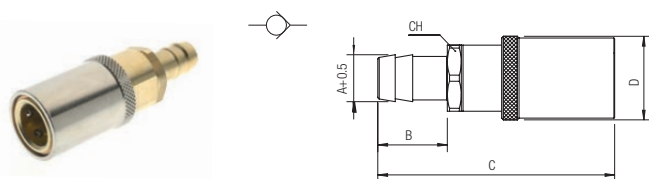
VERSCHLUSS-KUPPLUNG MIT SCHLAUCHTÜLLE

COUPLEUR À DOUILLE ANNELÉE

ENCHUFE CON PORTAGOMA RECTO

SOQUETE COM ESPIGÃO P/TUBO DE BORRACHA RETO

Code	A	B	C	D	CH	Pack.
00445 00 001	11	20	68	24	19	10
00445 00 002	13	20	68	24	19	10


446
PRESA CON PORTAGOMMA 90°

STRAIGHT SOCKET WITH 90° BARBED CONNECTION

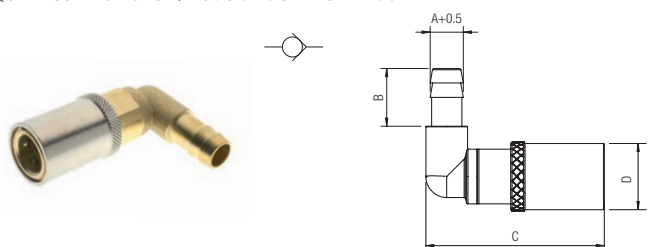
VERSCHLUSS-KUPPLUNG MIT SCHLAUCHTÜLLE 90°

COUPLEUR À 90°, À DOUILLE ANNELÉ

ENCHUFE CON PORTAGOMA 90°

SOQUETE COM ESPIGÃO P/TUBO DE BORRACHA A 90°

Code	A	B	C	D	Pack.
00446 00 001	11	20	62	24	10
00446 00 002	13	20	62	24	10



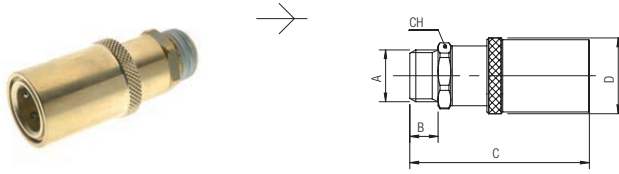
441SW

PRESA SENZA OTTURATORE MASCHIO CILINDRICO

MALE PARALLEL SOCKET WITHOUT SHUTTER
 KUPPLUNG OHNE ABSPERRUNG MIT AUSSENGEWINDE ZYLINDRISCH
 COUPLEUR MALE CONIQUE SANS CLAPET
 ENCHUFE SIN OBTURADOR MACHO CILÍNDRICO
 SOQUETE COM ROSCA MACHO PARALELA

Code	A	B	C	D	CH	Pack.
441SW 00 001	3/8	9	57	24	19	10

Filetto Pre Sigillato
 Pre-Coating Thread
 Gewinde Beschichtet
 Pré-Coating
 Rosca Presellada
 Rosca Teflonada

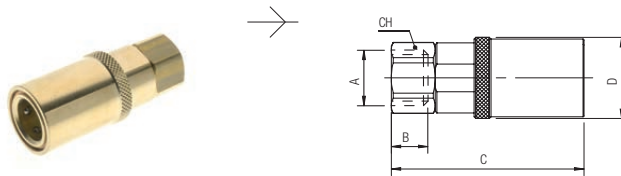


442SW

PRESA SENZA OTTURATORE FEMMINA

FEMALE SOCKET WITHOUT SHUTTER
 KUPPLUNG OHNE ABSPERRUNG MIT INNENGEWINDE
 COUPLEUR FEMELLE, SANS CLAPET
 ENCHUFE SIN OBTURADOR HEMBRA
 SOQUETE SEM OBTURADOR COM ROSCA FÊMEA

Code	A	B	C	D	CH	Pack.
442SW 00 001	1/4	11	57	24	19	10

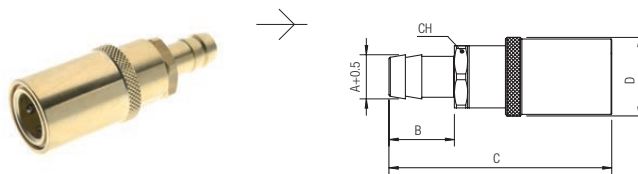


445SW

PRESA SENZA OTTURATORE CON PORTAGOMMA

STRAIGHT BARBED SOCKET WITHOUT SHUTTER
 KUPPLUNG OHNE ABSPERRUNG MIT SCHLAUCHTÜLLE
 COUPLEUR À DOUILLE ANNELÉE, SANS CLAPET
 ENCHUFE SIN OBTURADOR CON PORTAGOMA
 SOQUETE COM ESPIGÃO PARA TUBO DE BORRACHA

Code	A	B	C	D	CH	Pack.
445SW 00 001	11	20	68	24	19	10
445SW 00 002	13	20	68	24	19	10

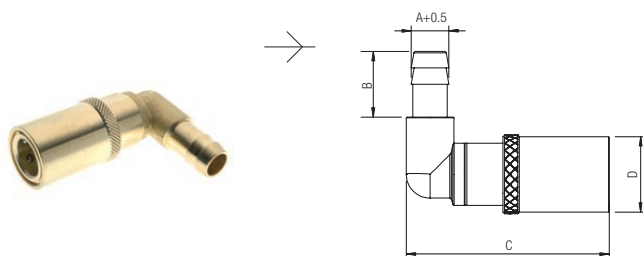


446SW

PRESA SENZA OTTURATORE CON PORTAGOMMA 90°

STRAIGHT SOCKET WITH 90° BARBED CONNECTION WITHOUT SHUTTER
 KUPPLUNG OHNE ABSPERRUNG MIT SCHLAUCHTÜLLE 90°
 COUPLEUR À 90°, À DOUILLE ANNELÉ, SANS CLAPET
 ENCHUFE SIN OBTURADOR CON PORTAGOMA 90°
 SOQUETE COM ESPIGÃO PARA TUBO DE BORRACHA A 90°

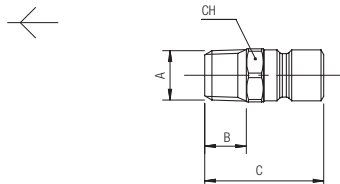
Code	A	B	C	D	Pack.
446SW 00 001	11	20	62	24	10
446SW 00 002	13	20	62	24	10



541

INNESTO MASCHIO CONICO

MALE PLUG (TAPER)
 STECKER MIT AUSSENGEWINDE KONISCH
 EMBOUT MALE CONIQUE SANS CLAPET
 ADAPTADOR MACHO CÓNICO
 PLUG COM ROSCA MACHO CÔNICA



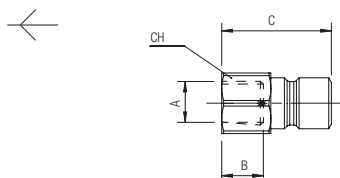
Code	A	B	C	CH	Pack.
00541 00 001	1/4	11	31.5	16	10
00541 00 002	3/8	11.5	32.5	17	10
00541 00 003	1/2	14	36.5	22	10

Filetto Pre Sigillato
 Pre-Coating Thread
 Gewinde Beschichtet
 Pré-Coating
 Rosca Presellada
 Rosca Teflonada

542

INNESTO FEMMINA

FEMALE PLUG
 STECKER MIT INNENGEWINDE
 EMBOUT FEMELLE
 ADAPTADOR HEMBRA
 PLUG COM ROSCA FÊMEA

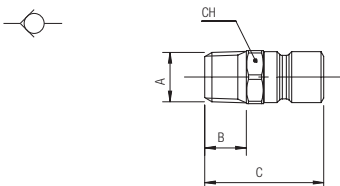


Code	A	B	C	CH	Pack.
00542 00 01 03 00	1/4	11	29	16	10
00542 00 01 04 00	3/8	11.5	29.5	19	10
00542 00 01 05 00	1/2	15	33	24	10

544

INNESTO OTTURATO MASCHIO CONICO

MALE SHUTTER PLUG (TAPER)
 STECKER ABSPERREND MIT AUSSENGEWINDE KONISCH
 EMBOUT MÂLE, AVEC OBTURATION
 ADAPTADOR OBTURADO MACHO CÓNICO
 PLUG COM RETENÇÃO E ROSCA MACHO CÔNICA



Code	A	B	C	CH	Pack.
00544 00 001	3/8	11.5	32.5	17	10
00544 00 002	1/2	14	36.5	22	10

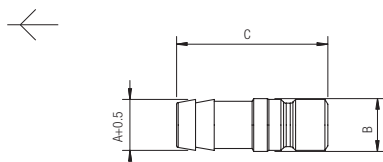
Utilizzare solo con art. 441 - 442 - 445 - 446.
 Use only with art. 441 - 442 - 445 - 446.
 Verwenden sie nur mit art. 441 - 442 - 445 - 446.
 Utiliser uniquement avec art. 441 - 442 - 445 - 446.
 Utilizar solamente con art. 441 - 442 - 445 - 446.
 Usar somente com art. 441 - 442 - 445 - 446.

Filetto Pre Sigillato
 Pre-Coating Thread
 Gewinde Beschichtet
 Pré-Coating
 Rosca Presellada
 Rosca Teflonada

545

INNESTO CON PORTAGOMMA

STRAIGHT BARBED PLUG
 STECKER MIT SCHLAUCHTÜLLE
 EMBOUT À DOUILLE ANNELÉ
 ADAPTADOR CON PORTAGOMA
 PLUG COM ESPIGÃO PARA TUBO DE BORRACHA



Code	A	B	C	Pack.
00545 00 01 Y2 00	13	14	40	10