

**SERIE 110 MIGNON**



**CARATTERISTICHE TECNICHE**  
 TECHNICAL CHARACTERISTICS  
 TECHNISCHE ANGABEN  
 CARACTÉRISTIQUES TECHNIQUES  
 CARACTERÍSTICAS TÉCNICAS  
 CARACTERÍSTICAS TÉCNICAS



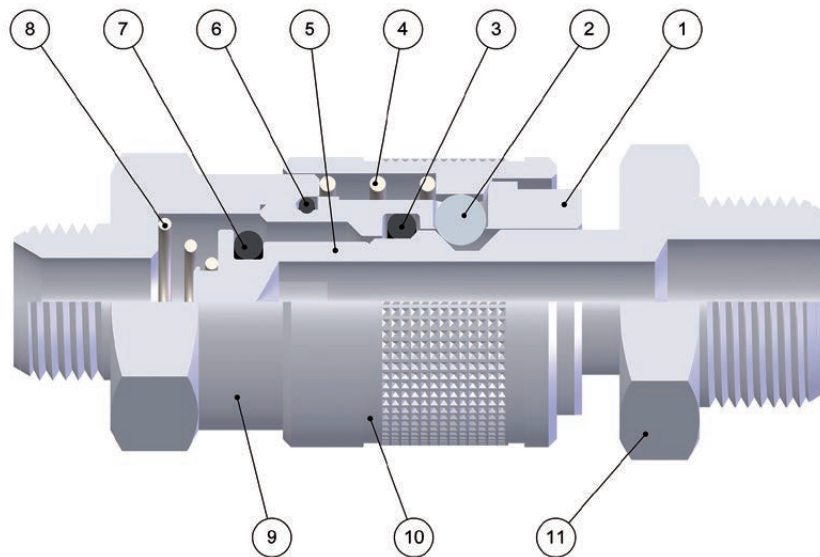
**Norma di Riferimento**  
 Reference standard  
 Entspricht der Norm  
 Norme de référence  
 Normativa de referencia  
 Norma de referência

1907/2006  
**REACH** ✓

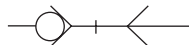
2011/65/CE  
**RoHS** ✓

PED  
 2014/68/UE

**SILICON  
 FREE**



**FKM A RICHIESTA**  
 IF REQUESTED FKM  
 FKM AUF ANFRAGE  
 FKM SUR DEMANDE  
 FKM BAJO DEMANDA  
 FKM SOB ENCOMENDA



1:1

Materiali e Componenti	IT	Component Parts and Materials	GB	Komponenten und Materialien	DE
1 Corpo in Ottone Nichelato		1 Nickel-Plated Brass Body		1 Körper Messing Vernickelt	
2 Sfera in Acciaio AISI 420		2 Stainless Steel AISI 420 Balls		2 Kugel Edelstahl AISI 420	
3 Guarnizione O-Ring in NBR		3 NBR O-Ring Seals		3 O-Ring NBR	
4 Molla Ghiera in Acciaio AISI 302		4 Stainless Steel AISI 302 Ring Nut Spring		4 Entriegelungsfeder Edelstahl AISI 302	
5 Otturatore in Ottone Nichelato		5 Nickel-Plated Brass Shutter		5 Verschluss Messing	
6 Guarnizione O-Ring in NBR		6 NBR O-Ring Seals		6 O-Ring NBR	
7 Guarnizione O-Ring in NBR		7 NBR O-Ring Seals		7 O-Ring NBR	
8 Molla Otturatore in Acciaio AISI 302		8 Stainless Steel AISI 302 Shutter Spring		8 Verschlussfeder Edelstahl AISI 302	
9 Attacco Terminale in Ottone Nichelato		9 Nickel-Plated Brass Coupling Back Part		9 Einschraubkörper Messing Vernickelt	
10 Ghiera in Ottone Nichelato		10 Nickel-Plated Brass Sleeve		10 Entriegelungshülse Messing Vernickelt	
11 Innesto in Ottone Nichelato		11 Nickel-Plated Brass Plug Outline		11 Stecker Messing Vernickelt	

Matériaux et Composants	FR	Materiales y Componentes	ES	Materiais e Componentes	PT
1 Corps: Laiton Nickelé		1 Cuerpo en latón niquelado		1 Corpo em Latão Niquelado	
2 Bille: Acier Inoxydable AISI 420		2 Esfera en acero AISI 420		2 Esfera em aço AISI 420	
3 Bague De Guidage: Laiton Nickelé		3 Junta tórica enchufe en NBR		3 Vedação O-Ring em NBR	
4 Ressort De Bague: Acier Inoxydable AISI 302		4 Muelle tuerca en acero AISI 302		4 Mola da porca em aço AISI 302	
5 Joint Torique en NBR		5 Obturador en latón niquelado		5 Obturador em latão niquelado	
6 Joint Torique en NBR		6 Junta tórica en NBR		6 Vedação O-Ring em NBR	
7 Clapet: Laiton		7 Junta tórica en NBR		7 Vedação O-Ring em NBR	
8 Ressort de Clapet: Acier Inoxydable AISI 302		8 Muelle obturador en acero AISI 302		8 Mola do obturador em aço AISI 302	
9 Corps: Laiton Nickelé		9 Terminal de conexión en latón niquelado		9 Conexão terminal em latão niquelado	
10 Bague: Laiton Nickelé		10 Tuerca en latón niquelado		10 Porca em latão niquelado	
11 Embout: Laiton Nickelé		11 Enchufe en latón niquelado		11 Plug em latão niquelado	



**Pressione d'esercizio**

Working Pressures

Betriebsdruck

Pression de service

Presión de Ejercicio

Pressão de Trabalho

**0 bar**  
**12 bar**



**Max pressione statica (no pulsazioni)**

Maximum static pressure (no pulsations)

Maximaler statischer Betriebsdruck (ohne pulsations)

Pression statique maximale (sans pulsation)

Presión estática máxima (sin pulsaciones)

Pressão estática máxima (sem pulsações)

**35 bar**



**Temperature**

Temperatures

Temperatur

Températures

Temperaturas

Temperaturas

**- 20 °C**  
**+ 80 °C**

Con O-ring in FKM

With FKM O-ring

Mit O-ring in FKM

Avec joints en FKM

Con junta tórica en FKM

Com O-ring em FKM

**- 10 °C**  
**+ 200 °C**



**Fluidi compatibili**

Aria compressa

Fluids

Compressed air

Geeignete Medien

Druckluft

Fluides compatibles

Air comprimé

Fluidos compatibles

Aire comprimido

Fluidos compatíveis

Ar comprimido

Per altri fluidi, consultare l'ufficio tecnico Aignep.

For other fluids, consult the technical department Aignep.

Für andere Flüssigkeiten, kontaktieren Sie uns.

Pour d'autres fluides, veuillez nous consulter.

Para otros fluidos póngase en contacto con el departamento técnico Aignep.

Para outros fluidos consulte o departamento técnico da Aignep.



**Portata**

NI/min

Flow Rate

Durchflusswerte

Débit

Caudal de Flujo

Vazão

6 bar Δ 1	6 bar Δ 0.5	6 bar *
650	480	1100

\* Scarico libero - Exhaust Free - Freier Auslass - Échappement libre - Escape Libre - Descarga livre.



**Filettatura**

IT

Gas cilindrica conforme ISO 228 Classe A.

**Threads**

GB

Parallel gas in conformity with ISO 228 Class A.

**Gewindearten**

DE

Zylindrisches Gewinde nach Norm ISO 228 Classe A.

**Filetages**

FR

Filetage cylindrique conforme: ISO 228 Classe A.

**Roscas**

ES

Gas cilíndrica conforme ISO 228 Clase A.

**Roscas**

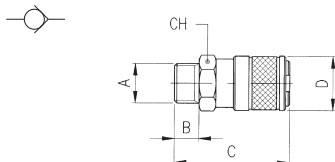
PT

Gas paralela conforme ISO 228 Classe A.

# 111

## PRESA MASCHIO

MALE SOCKET  
 VERSCHLUSS-KUPPLUNG MIT AUSSENGEWINDE  
 COUPLEUR MÂLE  
 ENCHUFE MACHO  
 SOQUETE COM ROSCA MACHO

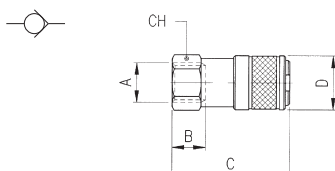


Code	A	B	C	D	CH	Pack.
00111 00 001	1/8	6	35.5	18	16	10
00111 00 002	1/4	8	37.5	18	16	10
00111 00 003	3/8	9	38.5	18	19	10
Code FKM						
00111 00 010	1/8	6	35.5	18	16	10
00111 00 011	1/4	8	37.5	18	16	10
00111 00 012	3/8	9	38.5	18	19	10

# 112

## PRESA FEMMINA

FEMALE SOCKET  
 VERSCHLUSS-KUPPLUNG MIT INNENGEWINDE  
 COUPLEUR FEMELLE  
 ENCHUFE HEMBRA  
 SOQUETE COM ROSCA FÊMEA

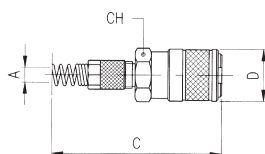


Code	A	B	C	D	CH	Pack.
00112 00 001	1/8	7.5	35	18	16	10
00112 00 002	1/4	11	38.5	18	16	10
00112 00 003	3/8	11.5	39	18	19	10
Code FKM						
00112 00 010	1/8	7.5	35	18	16	10
00112 00 011	1/4	11	38.5	18	16	10
00112 00 012	3/8	11.5	39	18	19	10

# 113

## PRESA A CALZAMENTO CON MOLLA

COMPRESSION SOCKET WITH SPRING  
 VERSCHLUSS-KUPPLUNG MIT KNICKSCHUTZFEDER  
 COUPLEUR RACCORD À COIFFE ET RESSORT DE PROTECTION  
 ENCHUFE TUBO COM MUELLE  
 SOQUETE COM CONEXÃO PUSH-ON COM MOLA



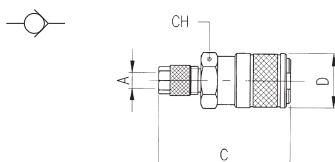
Code	A	C	D	CH	Pack.
00113 00 001	6/4	124	18	16	10
00113 00 002	8/6	129.5	18	16	10

Molla Acciaio Inox AISI 304 - EN 1.4301  
 Stainless Steel Spring AISI 304 - EN 1.4301  
 Edelstahlfeder AISI 304 - EN 1.4301  
 Ressort Acier Inoxydable AISI 304 - EN 1.4301  
 Muelle Acero Inoxidable AISI 304 - EN 1.4301  
 Mola Aço Inoxidável AISI 304 - EN 1.4301

# 114

## PRESA A CALZAMENTO

COMPRESSION SOCKET  
 VERSCHLUSS-KUPPLUNG MIT ÜBERWURFVERSCHRAUBUNG  
 COUPLEUR RACCORD À COIFFE  
 ENCHUFE TUBO  
 SOQUETE COM CONEXÃO PUSH-ON



Code	A	C	D	CH	Pack.
00114 00 001	6/4	42	18	16	10
00114 00 002	8/6	42	18	16	10

# 115

## PRESA CON PORTAGOMMA A RESCA

BARBED SOCKET

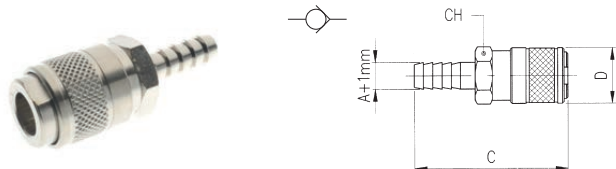
VERSCHLUSS-KUPPLUNG MIT SCHLAUCHTÜLLE

COUPLEUR À DOUILLE ANNELÉE POUR TUBE

ENCHUFE ESPIGA

SOQUETE COM ESPIGÃO PARA MANGUEIRA DE BORRACHA

Code	A	C	D	CH	Pack.
00115 00 001	4	48	18	16	10
00115 00 002	6	48	18	16	10
00115 00 003	8	48	18	16	10



# 116

## PRESA PASSAPARETE MASCHIO

BULKHEAD SOCKET WITH MALE THREADED CONNECTION

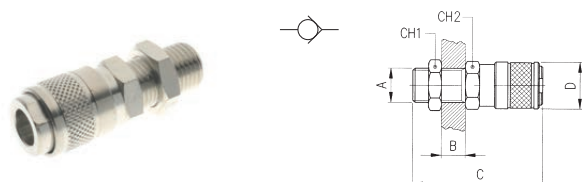
VERSCHLUSS-KUPPLUNG SCHOTTVERSION MIT AUSSENGEWINDE

COUPLEUR MÂLE À TRAVERSÉE DE CLOISON

ENCHUFE PASATABIQUES MACHO

SOQUETE PASSA-MURO COM ROSCA MACHO

Code	A	B max	C	D	CH1	CH2	Pack.
00116 00 001	1/8	6	47.5	18	14	16	10
00116 00 002	1/4	8	49.5	18	17	16	10
00116 00 003	3/8	9	51.5	18	20	19	10



# 117

## PRESA PASSAPARETE A CALZAMENTO CON MOLLA

BULKHEAD SOCKET WITH COMPRESSION CONNECTION WITH SPRING

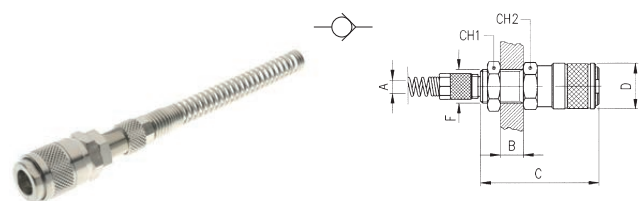
VERSCHLUSS-KUPPLUNG SCHOTTVERSION MIT KNICKSCHUTZFEDER

COUPLEUR AVEC RESSORT DE PROTECTION, TRAVERSÉE DE CLOISON

ENCHUFE PASATABIQUES TUBO CON MUELLE

SOQUETE PASSA-MURO COM CONEXÃO PUSH-ON COM MOLA

Code	A	B max	C	D	F	CH1	CH2	Pack.
00117 00 001	6/4	8	55.5	18	M10x1	14	16	10
00117 00 002	8/6	8	55.5	18	M12x1	17	16	10



Molla Acciaio Inox AISI 304 - EN 1.4301  
 Stainless Steel Spring AISI 304 - EN 1.4301  
 Edelstahlfeder AISI 304 - EN 1.4301  
 Ressort Acier Inoxydable AISI 304 - EN 1.4301  
 Muelle Acero Inoxidable AISI 304 - EN 1.4301  
 Mola Aço Inoxidável AISI 304 - EN 1.4301

# 118

## PRESA PASSAPARETE A CALZAMENTO

BULKHEAD SOCKET WITH COMPRESSION CONNECTION

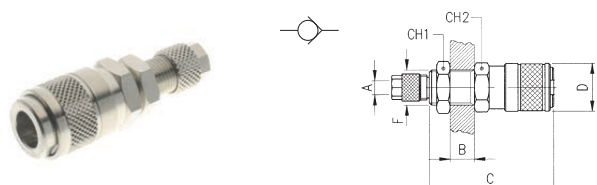
VERSCHLUSS-KUPPLUNG SCHOTTVERSION MIT ÜBERWURFVERSCHRAUBUNG

COUPLEUR RACCORD À COIFFE, TRAVERSÉE DE CLOISON

ENCHUFE PASATABIQUES TUBO

SOQUETE PASSA-MURO COM CONEXÃO PUSH-ON

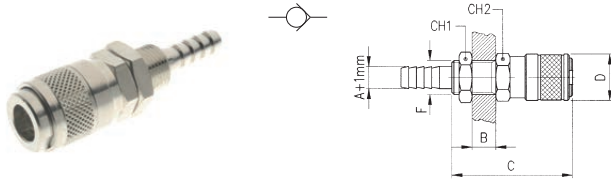
Code	A	B max	C	D	F	CH1	CH2	Pack.
00118 00 001	6/4	8	55.5	18	M10x1	14	16	10
00118 00 002	8/6	8	55.5	18	M12x1	17	16	10



# 119

**PRESA PASSAPARETE CON PORTAGOMMA A RESCA**

BULKHEAD SOCKET WITH SPIGOT FOR RUBBER HOSE  
 VERSCHLUSS-KUPPLUNG SCHOTTVERSION MIT SCHLAUCHTÜLLE  
 COUPLEUR À DOUILLE ANNELÉE POUR TUBE  
 ENCHUFE PASATABIQUES ESPIGA  
 SOQUETE PASSA-MURO COM ESPIGÃO PARA MANGUEIRA DE BORRACHA

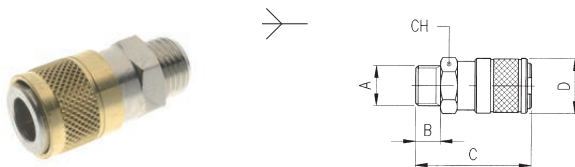


Code	A	B max	C	D	F	CH1	CH2	Pack.
00119 00 001	4	8	61	18	M10x1	14	16	10
00119 00 002	6	8	61	18	M12x1	17	16	10
00119 00 003	8	8	62	18	M14x1	17	16	10

# 111SW

**PRESA SENZA OTTURATORE MASCHIO**

MALE SOCKET WITHOUT SHUTTER  
 KUPPLUNG OHNE VERSCHLUSS MIT AUSSENGEWINDE  
 COUPLEUR MÂLE SANS CLAPET  
 ENCHUFE SIN OBTURADOR MACHO  
 SOQUETE SEM OBTURADOR COM ROSCA MACHO

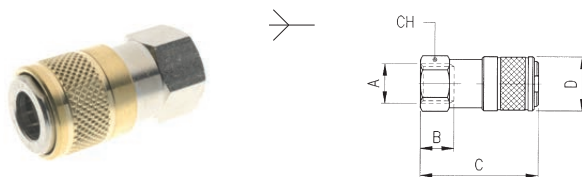


Code	A	B	C	D	CH	Pack.
00111 SW 001	1/8	6	35.5	18	16	10
00111 SW 002	1/4	8	37.5	18	16	10

# 112SW

**PRESA SENZA OTTURATORE FEMMINA**

FEMALE SOCKET WITHOUT SHUTTER  
 KUPPLUNG OHNE VERSCHLUSS MIT INNENGEWINDE  
 COUPLEUR FEMELLE SANS CLAPET  
 ENCHUFE SIN OBTURADOR HEMBRA  
 SOQUETE SEM OBTURADOR COM ROSCA FÊMEA



Code	A	B	C	D	CH	Pack.
00112 SW 001	1/8	7.5	35	18	16	10
00112 SW 002	1/4	11	38.5	18	16	10

# 211

**INNESTO MASCHIO**

MALE PLUG  
 STECKER MIT AUSSENGEWINDE  
 EMBOUT MÂLE  
 ADAPTADOR MACHO  
 PLUG COM ROSCA MACHO



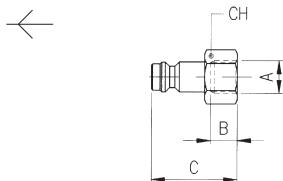
Code	A	B	C	CH	Pack.
00211 00 01 02 NB	1/8	6	26	14	10
00211 00 01 03 NB	1/4	8	28.5	17	10
00211 00 01 04 NB	3/8	9	29.5	19	10

## 212

### INNESTO FEMMINA

FEMALE PLUG  
 STECKER MIT INNENGEWINDE  
 EMBOUT FEMELLE  
 ADAPTADOR HEMBRA  
 PLUG COM ROSCA FÊMEA

Code	A	B	C	CH	Pack.
00212 00 01 02 NB	1/8	7.5	25	14	10
00212 00 01 03 NB	1/4	11	28.5	17	10
00212 00 01 04 NB	3/8	11.5	29	19	10



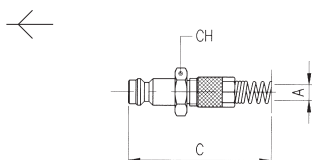
## 213

### INNESTO A CALZAMENTO CON MOLLA

COMPRESSION PLUG WITH SPRING  
 STECKER MIT KNICKSCHUTZFEDER  
 EMBOUT AVEC RESSORT DE PROTECTION  
 ADAPTADOR TUBO CON MUELLE  
 PLUG COM CONEXÃO PUSH-ON COM MOLA

Code	A	C	CH	Pack.
00213 00 001	6/4	115	12	10
00213 00 002	8/6	118.5	12	10

Molla Acciaio Inox AISI 304 - EN 1.4301  
 Stainless Steel Spring AISI 304 - EN 1.4301  
 Edelstahlfeder AISI 304 - EN 1.4301  
 Ressort Acier Inoxydable AISI 304 - EN 1.4301  
 Muelle Acero Inoxidable AISI 304 - EN 1.4301  
 Mola Aço Inoxidável AISI 304 - EN 1.4301

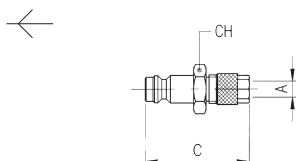


## 214

### INNESTO A CALZAMENTO

COMPRESSION PLUG  
 STECKER MIT ÜBERWURFVERSCHRÄUBUNG  
 EMBOUT À RACCORD À COIFFE  
 ADAPTADOR TUBO  
 PLUG COM CONEXÃO PUSH-ON

Code	A	C	CH	Pack.
00214 00 001	6/4	33	12	10
00214 00 002	8/6	33	12	10



## 215

### INNESTO CON PORTAGOMMA A RESCA

BARBED PLUG  
 STECKER MIT SCHLAUCHTÜLLE  
 EMBOUT À DOUILLE ANNELÉE POUR TUBE  
 ADAPTADOR ESPIGA  
 PLUG COM ESPIGÃO PARA MANGUEIRA DE BORRACHA

Code	A	C	D	Pack.
00215 00 01 X1 NB	4	35	9	10
00215 00 01 X4 NB	6	35	9	10
00215 00 01 X7 NB	8	38	12	10

