AIGNEP

Serie Adapters

2000
Pag. 13.6

2010
Pag. 13.6

2015
Pag. 13.6

2020
Pag. 13.7

2030
Pag. 13.7

2035
Pag. 13.7

2040
Pag. 13.8

2050
Pag. 13.8

2055
Pag. 13.8

2060
Pag. 13.9

2070
Pag. 13.9

2080
Pag. 13.9

2090
Pag. 13.10

2092
Pag. 13.10

2095
Pag. 13.10

2096
Pag. 13.11

2110
Pag. 13.11

2115
Pag. 13.11

2116
Pag. 13.12

3000
Pag. 13.12

3010
Pag. 13.12

3015
Pag. 13.13

3015V
Pag. 13.13

3020
Pag. 13.13

3021
Pag. 13.14

3025
Pag. 13.14

3026
Pag. 13.14

3030
Pag. 13.15

3040
Pag. 13.15

3044
Pag. 13.16

3045
Pag. 13.16

3047
Pag. 13.17

3050
Pag. 13.17

3055
Pag. 13.17

3060
Pag. 13.18

1704
Pag. 13.18

4000
Pag. 13.18

4010
Pag. 13.19

4020
Pag. 13.19

4030
Pag. 13.19

4040
Pag. 13.20

4050
Pag. 13.20

5000
Pag. 13.20

5010
Pag. 13.21

5020
Pag. 13.21

5050
Pag. 13.21

6000
Pag. 13.22

6010
Pag. 13.22

6020
Pag. 13.22

6025
Pag. 13.23

6030
Pag. 13.23

6040
Pag. 13.23

6047
Pag. 13.24

6048
Pag. 13.24

New

6630
Pag. 13.24

6070
Pag. 13.25

6080
Pag. 13.25

6090
Pag. 13.25

82205
Pag. 13.26

82241
Pag. 13.26

82242
Pag. 13.26

82320
Pag. 13.27

7000
Pag. 13.32

7005
Pag. 13.32

7010
Pag. 13.32

7020
Pag. 13.33

7030
Pag. 13.33

7040
Pag. 13.33

7050
Pag. 13.34

7060
Pag. 13.34

7070
Pag. 13.34

7080
Pag. 13.35

AS715
Pag. 13.36

7105
Pag. 13.36

7115
Pag. 13.36

7120
Pag. 13.38

7130
Pag. 13.38

7140
Pag. 13.38

7150
Pag. 13.39

Serie Food & Drinks
Pag. 13.28

Serie 1800
Pag. 13.40


Serie 15000
Pag. 13.47

Aignep si riserva il diritto di variare modelli e ingombri senza preavviso - *Aignep reserves the right to vary models and dimensions without notice - Aignep behält sich das Recht vor, Daten ohne Ankündigung zu ändern*
Aignep se réserve le droit de modifier les données sans préavis - Aignep se reserva el derecho de modificar modelos y dimensiones sin previo aviso - Aignep reserva-se o direito de alterar os modelos e dimensões sem prévio aviso

AIGNEP

RACCORDI FILETTATI

NICKEL-PLATED BRASS ADAPTORS

GEWINDEVERSCHRAUBUNGEN

ACCESSOIRES DE RACCORDEMENT- ADAPTATEURS LAITON

RACORDAJE ROSCADO

ACESSÓRIOS ROSCADOS EM LATÃO NIQUELADO

Serie Adapters

ADAPTERS

AIGNEP

IT

La serie di Aignep, completamente realizzati in ottone nichelato, costituiscono il completamento dell'offerta in termini di adattatori, riduzioni, tappi e componenti per realizzare al meglio le vostre applicazioni e circuiterie. Con prestazioni importanti in termini di pressioni e temperature (+300°C), sono realizzati in una ampia gamma base. Filettarure BSPT, BSPP e Metriche.

Completano la gamma un'importante serie di manifold di distribuzione in alluminio e di silenziatori in bronzo sinterizzato e materiali plastici.

Principali vantaggi

- **Gamma completa M5 – 1" Filettati e portagomma**
- **Compatibilità numerosi fluidi industriali**
- **Robustezza meccanica**
- **Versione attacchi a baionetta standard**
- **Silicon Free**

Applicazioni

- **Aria Compressa**
- **Automazione Pneumatica**
- **Circuiti acqua industriale**
- **Gas inerti, vapore, fluidi**
- **Vuoto**

GB

Nickel-plated brass threaded adaptors is the argest range of Aignep.

Countless configurations in multiple sizes: nipples, reductions, plugs, T, L, hose adaptors.

High performances in pressure and temperatures (+300°C).

Sharp threads BSPT, BSPP & Metric.

Aluminium manifolds and silencers complete the range.

Main advantages

- *Complete Range M5 - 1"*
- *All Fluids compatible*
- *Mechanical Resistance*
- *Standard and Bayonet connection*
- *Silicon Free*

Applications

- *Compressed Air*
- *Pneumatic Automation*
- *Industrial water circuits*
- *Inert Gases, Fluids, Steam*
- *Vacuum*

DE

Die Messing vernickelten Gewindeadapter von Aignep, komplettieren das umfangreiche Sortiment.

Unzählige Konfigurationen in verschiedenen Größen: Nippel, Reduzierungen, Stopfen, T- und L-Verschraubungen, Schlauchtüllen, etc. Hohe Leistungen im Druck- und Temperaturbereich (+ 300 ° C).

Präzise Gewinde: BSPT, BSPP und metrisch. Verteilerblöcke aus Aluminium und Schalldämpfer runden das Angebot ab

Hauptvorteile

- *Vollständiges Sortiment M5 - 1"*
- *Kompatibel mit allen Medien*
- *Mechanische Festigkeit*
- *Standard and Bajonett Anschluss*
- *Silikonfrei*

Anwendungen

- *Druckluft*
- *Pneumatische Automation*
- *Industrielle Wasserkreisläufe*
- *Inertgase, Flüssigkeiten, Dampf*
- *Vakuum*

FR

Les adaptateurs en laiton nickelé offre un grand choix de configurations possibles. Aignep propose une large gamme de mamelons, réductions, bouchons, T, L, adaptateurs pour tuyaux.

Performances elevées en terme de pression et de température (+ 300 ° C).
Filetages BSPT, BSPP et métrique.

Les nourrices de distribution en aluminium et les silencieux complètent la gamme.

Pincipaux avantages

- *Gamme complète M5 - 1"*
- *Tous fluides compatibles*
- *Résistance mécanique*
- *Standard et raccords Baïonnettes*
- *Sans silicone*

Applications

- *Air comprimé*
- *Automatisatismes pneumatiques*
- *Circuits d'eau industrielle*
- *Gaz neutres, vapeur*
- *Vide*

ES

La serie de accesorios Aignep, completamente realizada en Latón niquelado, completa la oferta en términos de adaptadores, reducciones, tapones, y componentes para realizar de la mejor forma vuestras aplicaciones y circuitos.

Con importantes prestaciones en términos de presión y temperatura (+300°C), son realizados en una amplia gama base. Roscas BSPT, BSPP y Métricas.

Completan la gama una importante serie de regletas de distribución en aluminio y de silenciadores en bronce sinterizado y material plástico.

Principales ventajas

- *Gama completa M5-1" – roscados y espiga*
- *Compatibilidad con numerosos fluidos industriales*
- *Robustez mecánica*
- *Versión conexión a bayoneta standard*
- *Libres de silicona*

Aplicaciones

- *Aire comprimido*
- *Automatización neumática*
- *Circuitos de agua industrial*
- *Gases inertes, vapor, fluidos*
- *Vacío*

PT

Acessórios roscados em latão niquelado é o maior range de itens da linha da Aignep.

Incontáveis configurações em diversos tamanhos: niples, reduções, plugs, T, L, Espigões para mangueiras.

Itens para alta pressão e alta temperatura (+300°C).

Roscas precisas: BSPT, BSPP & Métrica, manifolds em aluminio e silenciadores completas o range de produtos.

Principais vantagens

- *Completo Range de tamanhos : de M5 a 1"*
- *Compatível com todos os fluidos*
- *Resistência Mecânica*
- *Conexões do tipo standard e baioneta*
- *Livre de Silicone*

Aplicações

- *Ar Comprimido*
- *Automação Pneumática*
- *Circuitos de Água Industrial*
- *Gases Inertes, Fluidos, Vapor*
- *Vácuo*

RACCORDI FILETTATI

NICKEL-PLATED BRASS ADAPTORS
GEWINDEVERSCHRAUBUNGEN
ACCESSOIRES DE RACCORDEMENT- ADAPTATEURS LAITON
RACORDAJE ROSCADO
ACESSÓRIOS ROSCADOS EM LATÃO NIQUELADO

CARATTERISTICHE TECNICHE
TECHNICAL CHARACTERISTICS
TECHNISCHE ANGABEN
CARACTÉRISTIQUES TECHNIQUES
CARACTERÍSTICAS TÉCNICAS
CARACTERÍSTICAS TÉCNICAS



Norma di Riferimento
Reference standard
Entspricht der Norm
Norme de référence
Normativa de referencia
Norma de referência

1907/2006 REACH
2011/65/CE RoHS
PED 2014/68/UE
SILICON FREE

Materiali e Componenti (IT)
La maggior parte degli articoli di questa serie é composta da un unico particolare in OT UNI EN 12164/5 CW 614/7N e subisce un trattamento galvanico di nichelatura.
Articoli prodotti in materiali diversi, verranno specificati all' interno del catalogo.

Component Parts and Materials (GB)
The main part of these fittings is made in OT UNI EN 12164/5 CW 614/7N and undergo to a nickel-plating process.
Different materials will be specified in the catalogue.

Komponenten und Materialien (DE)
Die meisten Artikel in dieser Serie werden aus OT UNI EN 12164/5 CW 614/7N hergestellt und werden einer Nickel Oberflächenbehandlung unterzogen.
Wenn Artikel mit anderen Materialien hergestellt sind, so wird das im Katalog direkt beim Produkt angegeben.

Matériaux et Composants (FR)
La majeure partie des raccords de ce chapitre est fabriquée en laiton OT UNI EN 12164/5 CW 614/7N et traités par nickelage.
Les autres matériaux sont précisés dans le catalogue sous l'article concerné.

Materiales y Componentes (ES)
La mayor parte de los artículos de esta serie está compuesta de un solo material latón (OT UNI EN 12164/5 CW 614/7N) sometido a un tratamiento galvánico de niquelatura.
Artículos producidos en materiales diversos, vendrán especificados al interior del catálogo.

Materiais e Componentes (PT)
A maior parte dos itens desta série é fabricada em OT UNI EN 12164/5 CW 614/7N e passa por um tratamento galvânico de niquelamento.
Itens produzidos com materiais diferentes, estarão especificados no catálogo.

Misura *Size* *Grösse* *Dimensions* *Medida* *Tamanho*	Pressione consigliata *Pressure advised* *Empfohlener druck* *Pression conseillée* *Presión recomendada* *Pressão aconselhada*
1/8	-0.99 bar ~ 150 bar
1/4	-0.99 bar ~ 100 bar
3/8	-0.99 bar ~ 75 bar
1/2	-0.99 bar ~ 50 bar
3/4	-0.99 bar ~ 85 bar
1"	-0.99 bar ~ 80 bar

Temperature massima
Maximum temperature
Maximum temperatur
Température maximale
Temperatura máxima
Temperatura máxima

+ 300 °C

Fluidi compatibili
Acqua / Olio / Aria compressa
Fluidi in genere per l'impiantistica idraulica, oleodinamica, idropneumatica, ecc.

Fluids
Water / Oils / Compressed air
Fluids in general for the hydraulic, pneumatic and oildynamic plants etc.

Geeignete Medien
Wasser / Oel / Druckluft
Medien im Allgemeinen für hydraulische-, hydropneumatische- und pneumatische Anlagen, usw.

Fluides compatibles
Eau / Huile / Air comprimé
Fluides courants utilisés en hydraulique et pneumatique, etc.

Fluidos compatibles
Agua / Aceite / Aire comprimido
Fluidos en general para los campos hidráulicos, neumáticos y oleodinámicos, etc.

Fluidos compatíveis
Água / Óleo / Ar comprimio
Fluidos em geral para aplicações hidráulicas, óleodinâmicas, hidropneumáticas, etc.

Tubi di Collegamento IT
Tubi e raccordi in genere.

Connection Tubes GB
Tubes and fittings in general.

Geeignete Rohre DE
Rohre und Verschraubungen im Allgemeinen.

Tubes Conseillés FR
Raccords et tubes compatibles.

Tubos de Conexión ES
Tubo y racordaje en general.

Tubos de Conexão PT
Tubos e conexões em geral.

Filettatura IT
Gas conica conforme ISO 7.1, BS 21, DIN 2999.
Gas cilindrica conforme ISO 228 Classe A.
Metrica conforme ISO R/262.
NPTF conforme ANSI B1.20.5

Threads GB
Tapered gas in conformity with ISO7.1, BS 21, DIN 2999.
Parallel gas in conformity with ISO 228 Class A.
Metric in conformity with ISO R/262.
NPTF in conformity with ANSI B1.20.5

Gewindearten DE
Konisches Gewinde nach Norm ISO 7.1, BS 21, DIN 2999.
Zylindrisches Gewinde nach Norm ISO 228 Classe A.
Metrisches Gewinde nach Norm ISO R/262.
NPTF nach norm ANSI B1.20.5

Filetages FR
Filetage conique conforme: ISO7.1, BS 21, DIN 2999.
Filetage cylindrique conforme: ISO 228 Class A.
Filetage métrique conforme: ISO R/262.
NPTF conforme: ANSI B1.20.5

Roscas ES
Gas cónica conforme ISO 7.1, BS 21, DIN 2999.
Gas cilíndrica conforme ISO 228 Clase A.
Métrica conforme ISO R/262.
NPTF conforme ANSI B1.20.5

Roscas PT
Gas cônica conforme ISO 7.1, BS 21, DIN 2999.
Gas paralela conforme ISO 228 Classe A.
Métrica conforme ISO R/262.
NPTF conforme ANSI B1.20.5

2000

NIPPLO CONICO
NIPPLE (TAPER)
DOPPELNIPPEL KONISCH
MAMELON DOUBLE CONIQUE
MACHÓN CÓNICO
NIPLE COM ROSCA CÔNICA

Code	A	B	L	CH	Pack.
02000 00 01 02 NB	1/8	7.5	19.5	12	10
02000 00 01 03 NB	1/4	11	27	14	10
02000 00 01 04 NB	3/8	11.5	28	17	10
02000 00 01 05 NB	1/2	14	33.5	22	10
02000 00 01 07 NB	3/4	16.5	40	27	10
02000 00 01 09 NT	1"	19	46.5	34	10

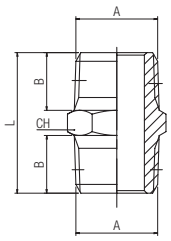

2010

NIPPLO CILINDRICO
NIPPLE (PARALLEL)
DOPPELNIPPEL ZYLINDRISCH
MAMELON DOUBLE, CYLINDRIQUE
MACHÓN CILÍNDRICO
NIPLE COM ROSCA PARALELA

Code	A	B	L	CH	Pack.
02010 00 01 PG NB	M3	2.8	10	5	10
02010 00 01 B5 NB	M5	4	11.5	8	10
02010 00 01 02 NB	1/8	6	16.5	14	10
02010 00 01 03 NB	1/4	8	21	17	10
02010 00 01 04 NB	3/8	9	23	19	10
02010 00 01 05 NB	1/2	10	25.5	24	10
02010 00 01 07 NB	3/4	12	29.5	30	10
02010 00 01 09 NB	1"	12	32	40	10

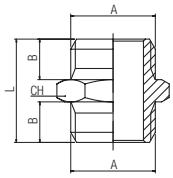

2015

NIPPLO CILINDRICO CON O-RING NBR
NIPPLE (PARALLEL) WITH NBR O-RING
DOPPELNIPPEL ZYLINDRISCH MIT NBR O-RING
MAMELON DOUBLE, CYLINDRIQUE AVEC JOINT TORIQUE NBR
MACHÓN CILÍNDRICO CON TORICA NBR
NIPLE COM ROSCA PARALELA E O-RING NBR

Code	A	B	L	CH	Pack.
02015 00 001	M5	3.6	11.5	8	10
02015 00 002	1/8	5.4	16.5	14	10
02015 00 003	1/4	7.1	21	17	10
02015 00 004	3/8	8.1	23	20	10
02015 00 005	1/2	9.5	26.5	25	10
02015 00 006	3/4	11	30.5	34	10
02015 00 007	1"	12	32.5	40	10

	min	max
Temperature	- 20 °C	+ 80 °C

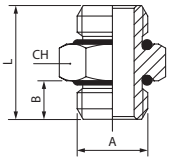

2020

NIPPLO DI RIDUZIONE CONICO

REDUCING NIPPLE (TAPER)
DOPPELNIPPEL REDUZIERT KONISCH
MAMELON DOUBLE INÉGAL, CONIQUE
MACHÓN CÓNICO DE REDUCCIÓN
NIPLE DE REDUÇÃO COM ROSCA CÔNICA

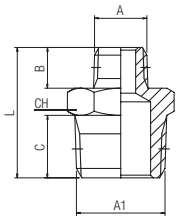

Code	A	A1	B	C	L	CH	Pack.
02020 00 01 AT NB	1/8	1/4	7.5	11	23.5	14	10
02020 00 01 3W NB	1/8	3/8	7.5	11.5	24	17	10
02020 00 01 4W NB	1/8	1/2	7.5	14	27	22	10
02020 00 01 7W NB	1/4	3/8	11	11.5	27.5	17	10
02020 00 01 8W NB	1/4	1/2	11	14	30.5	22	10
02020 00 01 ED NB	1/4	3/4	11	16.5	34.5	27	10
02020 00 01 AC NB	3/8	1/2	11.5	14	31	22	10
02020 00 01 AL NB	3/8	3/4	11.5	16.5	35	27	10
02020 00 01 AH NB	1/2	3/4	14	16.5	37.5	27	10
02020 00 01 AP NT	1/2	1"	14	19	41.5	34	10
02020 00 01 AS NT	3/4	1"	16.5	19	44	34	10

2030

NIPPLO DI RIDUZIONE CILINDRICO

REDUCING NIPPLE (PARALLEL)
DOPPELNIPPEL REDUZIERT ZYLINDRISCH
MAMELON DOUBLE INÉGAL, CYLINDRIQUE
MACHÓN CILÍNDRICO DE REDUCCIÓN
NIPLE DE REDUÇÃO COM ROSCAPARALELA

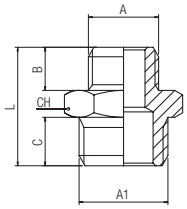

Code	A	A1	B	C	L	CH	Pack.
02030 00 01 0W NB	M5	1/8	4	6	14.5	14	10
02030 00 01 AT NB	1/8	1/4	6	8	19	17	10
02030 00 01 3W NB	1/8	3/8	6	9	20	19	10
02030 00 01 7W NB	1/4	3/8	8	9	22	19	10
02030 00 01 8W NB	1/4	1/2	8	10	23.5	24	10
02030 00 01 AC NB	3/8	1/2	9	10	24.5	24	10
02030 00 01 AH NT	1/2	3/4	10	12	27.5	30	10

2035

NIPPLO DI RIDUZIONE CILINDRICO CON O-RING NBR

REDUCING NIPPLE (PARALLEL) WITH NBR O-RING
DOPPELNIPPEL REDUZIERT ZYLINDRISCH MIT NBR O-RING
MAMELON DOUBLE INÉGAL, CYLINDRIQUE AVEC JOINT TORIQUE NBR
MACHÓN CILÍNDRICO DE REDUCCIÓN CON TORICA NBR
NIPLE DE REDUÇÃO COM ROSCA PARALELA E O-RING NBR

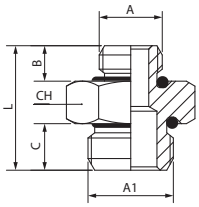

Code	A	A1	B	C	L	CH	Pack.
02035 00 001	M5	1/8	3.6	5.5	14.5	14	10
02035 00 002	1/8	1/4	5.4	7	19	17	10
02035 00 003	1/8	3/8	5.4	8	20	20	10
02035 00 004	1/4	3/8	7.1	8	22	20	10
02035 00 005	1/4	1/2	7.1	9.5	23.5	25	10
02035 00 006	3/8	1/2	8.1	9.5	24.5	25	10
02035 00 007	1/2	3/4	9.6	11	28	34	10

	min	max
Temperature	- 20 °C	+ 80 °C

2040

RIDUZIONE CONICA
REDUCER (TAPER)
VERGRÖSSERUNG KONISCH
GROSSISSEUR, CONIQUE
UNIÓN CÓNICA MACHO - HEMBRA
REDUÇÃO COM ROSCA CÔNICA

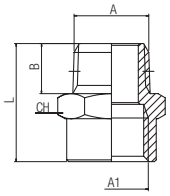

Code	A	A1	B	L	CH	Pack.
02040 00 01 2W NB	1/8	1/8	7.5	20	14	10
02040 00 01 AT NB	1/8	1/4	7.5	22	17	10
02040 00 01 3W NB	1/8	3/8	7.5	23	22	10
02040 00 01 6W NB	1/4	1/4	11	26	17	10
02040 00 01 7W NB	1/4	3/8	11	27	22	10
02040 00 01 8W NB	1/4	1/2	11	30	26	10
02040 00 01 AB NB	3/8	3/8	11.5	27.5	22	10
02040 00 01 AC NB	3/8	1/2	11.5	30.5	26	10
02040 00 01 AL NB	3/8	3/4	11.5	32.5	32	10
02040 00 01 AG NB	1/2	1/2	14	33	26	10
02040 00 01 AH NB	1/2	3/4	14	35	32	10
02040 00 01 AS NB	3/4	1"	16.5	41	41	10

2050

RIDUZIONE CILINDRICA
REDUCER (PARALLEL)
VERGRÖSSERUNG ZYLINDRISCH
GROSSISSEUR, CYLINDRIQUE
UNIÓN CILÍNDRICA MACHO - HEMBRA
REDUÇÃO COM ROSCA PARALELA

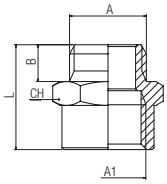

Code	A	A1	B	L	CH	Pack.
02050 00 01 0W NB	M5	1/8	4	14.5	14	10
02050 00 01 2W NB	1/8	1/8	6	17	14	10
02050 00 01 AT NB	1/8	1/4	6	20.5	17	10
02050 00 01 3W NB	1/8	3/8	6	21.5	22	10
02050 00 01 6W NB	1/4	1/4	8	22.5	17	10
02050 00 01 7W NB	1/4	3/8	8	23.5	22	10
02050 00 01 8W NB	1/4	1/2	8	26.5	26	10
02050 00 01 AB NB	3/8	3/8	9	24.5	22	10
02050 00 01 AC NB	3/8	1/2	9	27.5	26	10
02050 00 01 AL NB	3/8	3/4	9	30	32	10
02050 00 01 AG NB	1/2	1/2	10	28.5	26	10
02050 00 01 AH NB	1/2	3/4	10	31	32	10

2055

RIDUZIONE CILINDRICA CON O-RING NBR
REDUCER (PARALLEL) WITH NBR O-RING
VERGRÖSSERUNG ZYLINDRISCH MIT NBR O-RING
GROSSISSEUR, CYLINDRIQUE AVEC JOINT TORIQUE NBR
UNIÓN CILÍNDRICA MACHO - HEMBRA CON TORICA NBR
REDUÇÃO COM ROSCA PARALELA E O-RING NBR

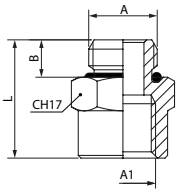

Code	A	A1	B	L	CH	Pack.
02055 00 001	M5	1/8	3.6	14.5	14	10
02055 00 002	1/8	1/8	5.4	17	14	10
02055 00 003	1/8	1/4	5.4	20.5	17	10
02055 00 004	1/8	3/8	5.4	21.5	22	10
02055 00 005	1/4	1/4	7.1	22.5	17	10
02055 00 006	1/4	3/8	7.1	23.5	22	10
02055 00 007	1/4	1/2	7.1	26.5	26	10
02055 00 008	3/8	3/8	8.1	24.5	22	10
02055 00 009	3/8	1/2	8.1	27.5	26	10
02055 00 010	3/8	3/4	8.1	30	32	10
02055 00 011	1/2	1/2	9.6	29.5	26	10
02055 00 012	1/2	3/4	9.6	31	32	10

	min	max
Temperature	- 20 °C	+ 80 °C

2060

NIPPLO CONICO ORIENTABILE (3 PEZZI)

TAPER NIPPLE (3 PIECES)
DOPPELNIPPEL KONISCH EINSTELLBAR (3 STÜCK)
MAMELON DOUBLE 3 PIÈCES
MACHÓN CÓNICO ORIENTABLE (3 PIEZAS)
NIPLE ORIENTÁVEL COM ROSCA CÔNICA (3 PARTES)

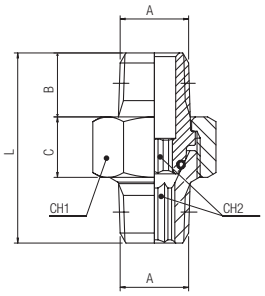

Code	A	B	C	D	L	CH1	CH2	*	Pack.
02060 00 001	1/8	9	8.5	7.5	27	15	5	15	10
02060 00 002	1/4	11.5	9.5	11	33.5	19	6	15	10
02060 00 003	3/8	13	10	11.5	36.5	22	8	20	10
02060 00 004	1/2	16	12	14	45	27	12	20	10
02060 00 005	3/4	18	17	16.5	54	36	14	40	5
02060 00 006	1"	21.5	20	19	65	46	19	40	1

Articolo non nichelato.
Article not nichel-plated.
Artikel nicht vernickelt.
Article non nickelé.
Artículo no niquelado.
Item não niquelado.

* Coppia di serraggio (Nm).
Torque specifications (Nm).
Angaben Drehmoment (Nm).
Couple de serrage (Nm).
Par de apriete (Nm).
Torque de aperto (Nm).

	min	max
Temperature	- 20 °C	+ 80 °C
Pressure	- 0.99 bar (-0.099 MPa)	+ 50 bar (5 MPa)

2070

PROLUNGA CILINDRICA

EXTENSION (PARALLEL)
VERLÄNGERUNG ZYLINDRISCH
RALLONGE ÉGALE, CYLINDRIQUE
PROLONGACIÓN CILÍNDRICA
PROLONGAMENTO COM ROSCA PARALELA

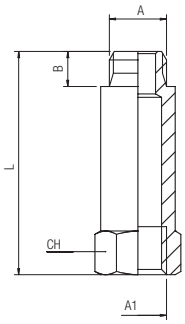

Code	A	A1	L	B	CH	Pack.
02070 00 01 YN NB	M5	M5	18.5	4	7	10
02070 00 01 BH NB	1/8	1/8	22	6	14	10
02070 00 01 UP NB	1/8	1/8	32	6	14	10
02070 00 01 BI NB	1/8	1/8	42	6	14	10
02070 00 01 UQ NB	1/8	1/8	51	6	14	10
02070 00 01 UR NB	1/4	1/4	28	8	17	10
02070 00 01 BL NB	1/4	1/4	35	8	17	10
02070 00 01 BM NB	1/4	1/4	51	8	17	10
02070 00 01 UT NB	3/8	3/8	32	9	22	10
02070 00 01 US NB	1/2	1/2	35	10	26	10

2080

RIDUZIONE CONICA

REDUCER (TAPER)
REDUZIERUNG KONISCH
RÉDUCTION, CONIQUE
REDUCCIÓN CÓNICA
REDUÇÃO COM ROSCA CÔNICA

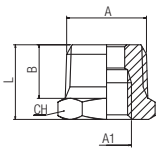

Code	A	A1	B	L	CH	Pack.
02080 00 01 5W NB	1/4	1/8	11	16	14	10
02080 00 01 9W NB	3/8	1/8	11.5	16.5	17	10
02080 00 01 AD NB	1/2	1/8	14	19.5	22	10
02080 00 01 AA NB	3/8	1/4	11.5	16.5	17	10
02080 00 01 AE NB	1/2	1/4	14	19.5	22	10
02080 00 01 AF NB	1/2	3/8	14	19.5	22	10
02080 00 01 AL NB	3/4	3/8	16.5	23.5	27	10
02080 00 01 AM NB	3/4	1/2	16.5	23.5	27	10
02080 00 01 AP NT	1"	1/2	19	27.5	34	10
02080 00 01 AQ NT	1"	3/4	19	27.5	34	10
02080 00 01 AR NT	1"1/4	1/2	22	31	45	10
02080 00 01 AU NT	1"1/4	3/4	22	31	45	10
02080 00 01 AV NT	1"1/4	1"	22	31	45	10
02080 00 01 82 NT	1"1/2	1"	22	32	50	5
02080 00 01 83 NT	2"	1"	24	36	60	5

2090

RIDUZIONE CILINDRICA
REDUCER (PARALLEL)
REDUZIERUNG ZYLINDRISCH
RÉDUCTION, CYLINDRIQUE
REDUCCIÓN CILÍNDRICA
REDUÇÃO COM ROSCA PARALELA

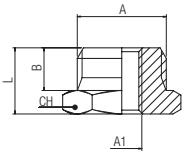

Code	A	A1	B	L	CH	Pack.
02090 00 01 YP NB	M5	M3	4	6.5	7	10
02090 00 01 0W NT	1/8	M5	6	10.5	14	10
02090 00 01 4W NB	1/4	M5	8	13	17	10
02090 00 01 5W NT	1/4	1/8	8	13	17	10
02090 00 01 9W NT	3/8	1/8	9	14	19	10
02090 00 01 AD NT	1/2	1/8	10	15.5	24	10
02090 00 01 AA NT	3/8	1/4	9	14	19	10
02090 00 01 AE NT	1/2	1/4	10	15.5	24	10
02090 00 01 AF NT	1/2	3/8	10	15.5	24	10
02090 00 01 ED NB	3/4	1/4	12	17,5	30	10
02090 00 01 AL NT	3/4	3/8	12	17.5	30	10
02090 00 01 AM NT	3/4	1/2	12	17.5	30	10
02090 00 01 AP NB	1"	1/2	12	20	40	10
02090 00 01 AQ NB	1"	3/4	12	20	40	10

2092

RIDUZIONE CILINDRICA CON O-RING NBR
REDUCER (PARALLEL) WITH NBR O-RING
REDUZIERUNG ZYLINDRISCH MIT NBR O-RING
RÉDUCTION CYLINDRIQUE AVEC JOINT TORIQUE NBR
REDUCCIÓN CILÍNDRICA CON TORICA NBR
REDUÇÃO COM ROSCA PARALELA COM ROSCA PARALELA E O-RING NBR

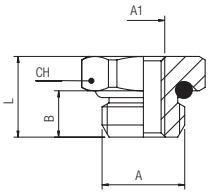

Code	A	A1	B	L	CH	R	C	Pack.
02092 00 012	M7	M5	4.8	12	10	4	0.8	10
02092 00 001	1/8	M5	5.4	9.4	13	8	3	10
02092 00 008	1/4	M5	7.1	11.1	16	20	6	10
02092 00 002	1/4	1/8	7.1	11.1	16	20	6	10
02092 00 003	3/8	1/8	8.1	12.6	20	70	10	10
02092 00 004	3/8	1/4	8.1	12.6	20	40	9	10
02092 00 009	1/2	1/8	9.6	14.5	25	130	12	10
02092 00 005	1/2	1/4	9.6	14.6	25	130	12	10
02092 00 006	1/2	3/8	9.6	14.6	25	110	12	10
02092 00 010	3/4	1/4	11.1	16	34	130	12	10
02092 00 011	3/4	3/8	11.1	16	34	130	12	10
02092 00 007	3/4	1/2	11.1	16	34	110	12	10

R = Coppia di rottura (Nm)
Breaking Torque (Nm)
Abscherdrehmoment (Nm)
Couple de Rupture (Nm)
Par de Rotura (Nm)
Torque de Ruptura (Nm)

C = Coppia consigliata (Nm)
Recommended Torque (Nm)
Empfohlenes Drehmoment (Nm)
Couple de Serrage (Nm)
Par Aconsejado (Nm)
Torque Recomendado (Nm)

	min	max
Temperature	- 20 °C	+ 80 °C

2095

RIDUZIONE CILINDRICA
REDUCER (PARALLEL)
REDUZIERUNG ZYLINDRISCH
RÉDUCTION, CYLINDRIQUE
REDUCCIÓN CILÍNDRICA
REDUÇÃO COM ROSCA PARALELA

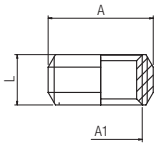

Code	A	A1	L	Pack.
02095 00 01 5W 00	1/4	1/8	8	10
02095 00 01 AA 00	3/8	1/4	9	10
02095 00 01 AF 00	1/2	3/8	10	10
02095 00 01 AM 00	3/4	1/2	14	10
02095 00 01 AQ 00	1"	3/4	20	10

Articolo non nichelato.
Article not nichel-plated.
Artikel nicht vernickelt.
Article non nickelé.
Artículo no niquelado.
Item não niquelado.

2096

GHIERA
NUT
MUTTER
ÉCROU
TUERCA
PORCA

Code	A	L	CH	Pack.
02096 00 01 02 NB	1/8	4.5	14	50
02096 00 01 03 NB	1/4	5	17	50
02096 00 01 04 NB	3/8	6	20	50
02096 00 01 05 NB	1/2	6	24	50

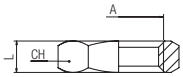

2110

NIPPLO CONICO ORIENTABILE
ORIENTING NIPPLE (TAPER)
SCHWENKNIPPEL KONISCH
MAMELON ORIENTABLE, CONIQUE
UNIÓN CÓNICA ORIENTABLE
NIPLE ORIENTÁVEL COM ROSCA CÔNICA

Code	A	B	CH1	CH2	L	Pack.
02110 00 001	1/8	7.5	13	13	25	10
02110 00 002	1/4	11	16	15	33	10
02110 00 003	3/8	11.5	20	17	35.5	10

	min	max
Temperature	- 20 °C	+ 80 °C
Pressure	- 0.99 bar (-0.099 MPa)	+ 15 bar (1.5 MPa)

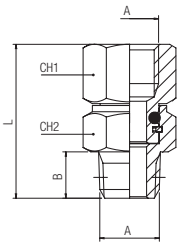

2115

NIPPLO CILINDRICO ORIENTABILE
ORIENTING NIPPLE (PARALLEL)
SCHWENKNIPPEL ZYLINDRISCH
MAMELON ORIENTABLE, CYLINDRIQUE
UNIÓN CILÍNDRICA ORIENTABLE CON TÓRICA
NIPLE ORIENTÁVEL COM ROSCA PARALELA

Code	A	B	CH1	CH2	L	Pack.
02115 00 001	1/8	5.4	13	13	24.5	10
02115 00 002	1/4	7.1	16	16	31	10
02115 00 003	3/8	8.1	20	18	34.5	10

	min	max
Temperature	- 20 °C	+ 80 °C
Pressure	- 0.99 bar (-0.099 MPa)	+ 15 bar (1.5 MPa)

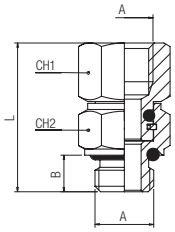

2116

NIPPLO MASCHIO CILINDRICO ORIENTABILE CON OR

MALE ORIENTING NIPPLE WITH OR (PARALLEL)
DOPPELNIPPEL ZYLINDRISCH EINSTELLBAR
MAMELON DOUBLE ORIENTABLE BSPP AVEC JOINT TORIQUE
UNIÓN MACHO CILÍNDRICO ORIENTABLE CON OR
NIPLE MACHO ROSCA PARALELA ORIENTÁVEL COM O-RING

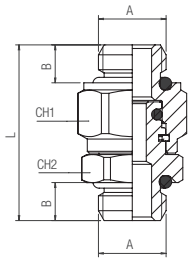

Code	A	B	L	CH1	CH2	Pack.
02116 GI 001	1/8	5.5	25	14	13	10
02116 GI 002	1/4	7	29	17	16	10
02116 GI 003	3/8	8	33	20	20	10
02116 GI 004	1/2	9.5	37	25	25	10
02116 GI 005	3/4	11	48.5	34	34	10
02116 GI 006	1"	12	52	40	40	10

Articolo non nichelato.
Article not nichel-plated.
Artikel nicht vernickelt.
Article non nickelé.
Artículo no niquelado.
Item não niquelado.

	min	max
Temperature	- 20 °C	+ 80 °C
Pressure	- 0.99 bar (-0.099 MPa)	+ 15 bar (1.5 MPa)

3000

MANICOTTO

SLEEVE
MUFFE
MANCHON
MANGUITO
LUVA

Code	A	L	CH	Pack.
03000 00 01 B5 NB	M5	11	8	10
03000 00 01 02 NB	1/8	15	14	10
03000 00 01 03 NB	1/4	22	17	10
03000 00 01 04 NB	3/8	24	22	10
03000 00 01 05 NB	1/2	30	26	10
03000 00 01 07 NB	3/4	32	32	10
03000 00 01 09 NB	1"	46	40	10

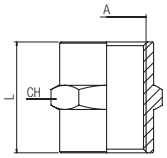

3010

MANICOTTO DI RIDUZIONE

REDUCING SLEEVE
MUFFE REDUZIERT
MANCHON INÉGAL
MANGUITO DE REDUCCIÓN
LUVA DE REDUÇÃO

Code	A	A1	L	CH	Pack.
03010 00 01 0W NB	M5	1/8	13	14	10
03010 00 01 AT NB	1/8	1/4	19	17	10
03010 00 01 3W NB	1/8	3/8	20	22	10
03010 00 01 4W NB	1/8	1/2	24	24	10
03010 00 01 7W NB	1/4	3/8	23	22	10
03010 00 01 8W NB	1/4	1/2	25	24	10
03010 00 01 AC NB	3/8	1/2	27.5	24	10
03010 00 01 AH NB	1/2	3/4	30	30	10
03010 00 01 AI NB	1/2	1"	39	40	10
03010 00 01 AS NB	3/4	1"	41	40	10

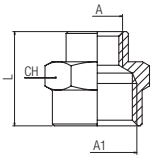

3015

TAPPO MASCHIO CILINDRICO ESAGONO INCASSATO CON O-RING NBR

MALE PLUG (PARALLEL) WITHHEXAGONEMBEDDED AND NBR O-RING
GEWINDESTOPFEN ZYLINDRISCH INNENSECHSKANT MIT O-RING NBR
BOUCHON À 6 PANS CREUX MÂLE, CYLINDRIQUE AVEC JOINT NBR
TAPÓN MACHO CILÍNDRICO HEXÁGONO INTERIOR CON TÓRICA NBR
TAMPÃO MACHO COM ROSCA PARALELA E SEXTAVADO INTERNO (O-RING EM NBR)

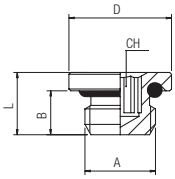

Code	A	B	L	D	CH	Pack.
03015 00 005	M5	4	6	8	2	10
03015 00 011	M7x1	4.8	7.5	9.5	3	10
03015 00 006	M8x1	5.4	8	12	4	10
03015 00 007	M10x1	5.4	8.5	14	5	10
03015 00 001	1/8	5.4	8.5	14	5	10
03015 00 002	1/4	7.1	11	17	6	10
03015 00 008	M12x1.25	8	11	15	6	10
03015 00 003	3/8	8.1	12.5	20	8	10
03015 00 004	1/2	9.6	13.5	25	10	10
03015 00 009	3/4	11.1	15.5	34	17	10
03015 00 010	1"	11.8	16	38	19	10

	min	max
Temperature	- 20 °C	+ 80 °C

3015V

TAPPO MASCHIO CILINDRICO ESAGONO INCASSATO CON O-RING FKM

MALE PLUG (PARALLEL) WITHHEXAGONEMBEDDED AND FKM O-RING
GEWINDESTOPFEN ZYLINDRISCH INNENSECHSKANT MIT O-RING FKM
BOUCHON À 6 PANS CREUX MÂLE, CYLINDRIQUE AVEC JOINT FKM
TAPÓN MACHO CILÍNDRICO HEXÁGONO INTERIOR CON TÓRICA FKM
TAMPÃO MACHO COM ROSCA PARALELA E SEXTAVADO INTERNO (O-RING EM FKM)

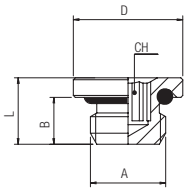

Code	A	B	L	D	CH	Pack.
03015 V0 005	M5	4	6	8	2	10
03015 V0 001	1/8	5.4	8.5	14	5	10
03015 V0 002	1/4	7.1	11	17	6	10
03015 V0 003	3/8	8.1	12.5	20	8	10
03015 V0 004	1/2	9.6	13.5	25	10	10

	min	max
Temperature	- 15 °C	+ 200 °C

EPDM Guarnizioni EPDM a richiesta - *EPDM Seals are available upon request - Auf Anfrage EPDM O-Ring Dichtung - Joint EPDM en sur demande - Bajo EPDM demanda Junta - Vedação EPDM de sob encomenda*

3020

TAPPO MASCHIO CILINDRICO

MALE PLUG (PARALLEL)
GEWINDESTOPFEN ZYLINDRISCH
BOUCHON À 6 PANS MÂLE, CYLINDRIQUE
TAPÓN MACHO CILÍNDRICO
TAMPÃO MACHO COM ROSCA PARALELA

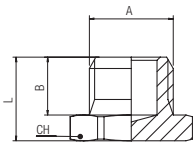

Code	A	B	L	CH	Pack.
03020 00 01 B5 NB	*M5	4.5	8	8	10
03020 00 01 B8 NB	M6x1	4.5	8	10	10
03020 00 01 NQ NB	M8x1.25	5.4	9.4	12	10
03020 00 01 JG NB	M10x1	5.4	9.4	14	10
03020 00 01 02 NB	1/8	6.5	10	14	10
03020 00 01 03 NB	1/4	9	13	17	10
03020 00 01 RL NB	M12x1	8	12	16	10
03020 00 01 D5 NB	M12x1.25	9	13	16	10
03020 00 01 04 NB	3/8	9.5	13.5	19	10
03020 00 01 05 NB	1/2	10	14.5	24	10
03020 00 01 07 NB	3/4	11	16	30	10
03020 00 01 09 NB	1"	12	17	40	10

* Installabile anche con cacciavite
Can be also installed with a screwdriver
Kann auch mit einem Schraubendreher angebracht werden
Peut être installé avec un tournevis
Se puede instalar con destornillador
Pode ser instalado com chave de fenda

3021

TAPPO MASCHIO CONICO

MALE PLUG (TAPER)
GEWINDESTOPFEN KONISCH
BOUCHON À 6 PANS MÂLE, CÓNIQUE
TAPÓN MACHO CÓNICO
TAMPÃO MACHO CÔNICA

Code	A	B	L	CH	Pack.
03021 00 01 02 NB	1/8	7.5	11	10	10
03021 00 01 03 NB	1/4	11	15	14	10
03021 00 01 04 NB	3/8	11.5	15.5	17	10
03021 00 01 05 NB	1/2	14	18.5	22	10
03021 00 01 07 NB	3/4	16.5	21.5	27	10
03021 00 01 09 NB	1"	19	25	34	10

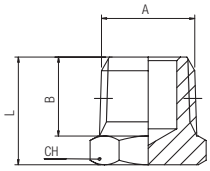

3025

TAPPO MASCHIO CONICO

MALE PLUG (TAPER)
GEWINDESTOPFEN KONISCH
BOUCHON À 6 PANS CREUX, CONIQUE
TAPÓN MACHO CÓNICO HEXÁGONO INTERIOR
TAMPÃO MACHO COM ROSCA CÔNICA

Code	A	B	H	CH	Pack.
03025 00 01 02 NB	1/8	7.5	5	5	10
03025 00 01 03 NB	1/4	10	7	6	10
03025 00 01 04 NB	3/8	11	7	8	10
03025 00 01 05 NB	1/2	13	8	10	10

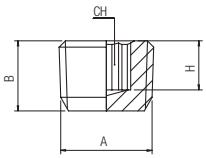

3026

TAPPO MASCHIO CILINDRICO

MALE PLUG (PARALLEL)
GEWINDESTOPFEN ZYLINDRISCH
BOUCHON À 6 PANS CREUX, CYLINDRIQUE
TAPÓN MACHO CILÍNDRICO HEXÁGONO INTERIOR
TAMPÃO MACHO COM ROSCA PARALELA

Code	A	B	D	E	H	CH	Pack.
03026 00 01 02 NB	1/8	8	8	2	5	5	10
03026 00 01 03 NB	1/4	11	11	3	7	6	10
03026 00 01 04 NB	3/8	12.5	14.5	3.5	8.5	8	10
03026 00 01 05 NB	1/2	14	18	4	10	10	10
03026 00 01 07 NB	3/4	14	21.5	3	10	12	10

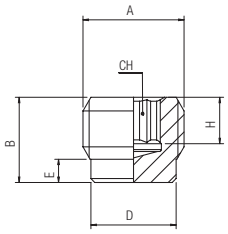

3030

TAPPO FEMMINA

FEMALE PLUG
STOPFEN INNENGEW.
BOUCHON FEMELLE
TAPÓN HEMBRA
TAMPÃO COM ROSCA FÊMEA

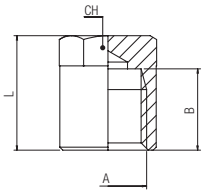

Code	A	B	L	CH	Pack.
03030 00 01 02 NB	1/8	7.5	11	12	10
03030 00 01 03 NB	1/4	11	19	14	10
03030 00 01 04 NB	3/8	11.5	20	17	10
03030 00 01 05 NB	1/2	14	22	19	10

3040

PORTAGOMMA MASCHIO CONICO

MALE HOSE ADAPTER (TAPER)
SCHLAUCHTÜLLE AUSSENGEW. KONISCH
DOUILLE ANNELÉE, CONIQUE
ESPIGA MACHO CÓNICA
ESPIGÃO COM ROSCA MACHO CÔNICA

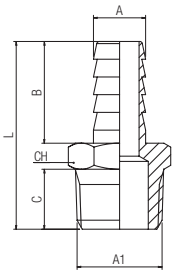

Code	A	A1	B	C	L	CH	Pack.
03040 00 01 BQ NB	4	1/8	19.5	7.5	32	12	10
03040 00 01 BS NB	6	1/8	19.5	7.5	32	12	10
03040 00 01 BT NB	6	1/4	19.5	11	35.5	14	10
03040 00 01 BZ NB	7	1/8	19.5	7.5	32	12	10
03040 00 01 BX NB	7	1/4	19.5	11	35.5	14	10
03040 00 01 BY NB	8	1/8	19.5	7.5	32	12	10
03040 00 01 BJ NB	8	1/4	19.5	11	35.5	14	10
03040 00 01 BK NB	8	3/8	19.5	11.5	36	17	10
03040 00 01 CA NB	9	1/8	19.5	7.5	32	12	10
03040 00 01 CB NB	9	1/4	19.5	11	35.5	14	10
03040 00 01 CC NB	9	3/8	19.5	11.5	36	17	10
03040 00 01 CD NB	9	1/2	19.5	14	39	22	10
03040 00 01 CE NB	10	1/8	19.5	7.5	32	12	10
03040 00 01 CF NB	10	1/4	19.5	11	35.5	14	10
03040 00 01 CG NB	10	3/8	19.5	11.5	36	17	10
03040 00 01 CH NB	10	1/2	19.5	14	39	22	10
03040 00 01 VB NB	11	1/8	19.5	7.5	32	12	10
03040 00 01 RP NB	11	1/4	19.5	11	35.5	14	10
03040 00 01 QR NB	11	3/8	19.5	11.5	36	17	10
03040 00 01 VF NB	11	1/2	19.5	14	39	17	10
03040 00 01 CI NB	12	1/4	19.5	11	35.5	14	10
03040 00 01 CL NB	12	3/8	19.5	11.5	36	17	10
03040 00 01 CM NB	12	1/2	19.5	14	39	22	10
03040 00 01 CN NB	14	3/8	19.5	11.5	36	17	10
03040 00 01 DB NB	14	1/2	19.5	14	39	22	10
03040 00 01 5P NB	15	1/4	19.5	11	35.5	22	10
03040 00 01 1G NB	15	3/8	19.5	11.5	36	17	10
03040 00 01 CP NB	15	1/2	19.5	14	39	22	10
03040 00 01 VG NB	15	3/4	19.5	14.5	43.5	27	10
03040 00 01 CQ NB	16	3/8	19.5	11.5	36	17	10
03040 00 01 CR NB	16	1/2	19.5	14	39	22	10
03040 00 01 CS NB	16	3/4	19.5	16.5	43.5	27	10
03040 00 01 CT NB	17	3/8	19.5	11.5	36	18	10
03040 00 01 CU NB	17	1/2	19.5	14	39	22	10
03040 00 01 CV NB	18	3/8	19.5	11.5	36	19	10
03040 00 01 CZ NB	18	1/2	19.5	14	39	22	10
03040 00 01 CX NB	18	3/4	19.5	16.5	43.5	27	10
03040 00 01 R7 NB	20	3/8	19.5	11.5	36	21	10
03040 00 01 C1 NB	20	1/2	30	14	49.5	22	10
03040 00 01 R8 NB	20	3/4	30	13.5	50.5	27	10
03040 00 01 VC NB	21	3/8	30	11.5	47.5	22	10
03040 00 01 VH NB	21	1/2	30	14	49.5	22	10
03040 00 01 VI NB	21	3/4	30	14.5	54	27	10
03040 00 01 C4 NB	25	3/4	30	14.5	51.5	27	10
03040 00 01 DL NB	25	1"	30	16	53.5	34	10
03040 00 01 VD NB	27	3/4	30	14.5	52.5	28	10
03040 00 01 UL NB	27	1"	30	16	53.5	34	10
03040 00 01 VE NB	34	1"	30	16	55	36	10

3044

PORTAGOMMA MASCHIO CILINDRICO CON O-RING

MALE HOSE ADAPTER (PARALLEL) WITH O-RING
SCHLAUCHTÜLLE AUSSENGEW. ZYLINDRISCH MIT O-RING
DOUILLE ANNELÉE, CYLINDRIQUE AVEC JOINT TORIQUE
ESPIGA MACHO CILÍNDRICA CON TÓRICA
ESPIGÃO COM ROSCA MACHO PARALELA E O-RING

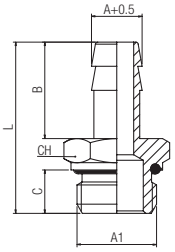

Code	A	A1	B	C	L	CH	Pack.
03044 00 001	4.5	M5	15	3.6	24	8	10
03044 00 023	6	1/4	20	7.1	34.5	16	10
03044 00 002	7	1/8	20	5.4	31	13	10
03044 00 003	7	1/4	20	7.1	34.5	16	10
03044 00 004	8	1/8	20	5.4	31	13	10
03044 00 005	8	1/4	20	7.1	34.5	16	10
03044 00 024	8	3/8	20	8.1	35.5	19	10
03044 00 015	8	1/2	20	9.6	37.5	24	10
03044 00 006	9	1/8	20	5.4	31	13	10
03044 00 007	9	1/4	20	7.1	34.5	16	10
03044 00 008	9	3/8	20	8.1	35.5	19	10
03044 00 025	10	1/4	20	7.1	34.5	16	10
03044 00 026	10	3/8	20	8.1	35.5	19	10
03044 00 027	10	1/2	22	9.6	39.5	24	10
03044 00 009	12	1/4	20	7.1	34.5	16	10
03044 00 010	12	3/8	20	8.1	35.5	19	10
03044 00 011	12	1/2	22	9.6	39.5	24	10
03044 00 016	13	1/2	22	9.6	39.5	24	10
03044 00 028	14	1/4	24	7.1	38.5	16	10
03044 00 020	14	3/8	24	8.1	38.6	19	10
03044 00 021	14	1/2	24	9.6	41.5	24	10
03044 00 012	17	3/8	24	8.1	39.5	19	10
03044 00 013	17	1/2	24	9.6	41.5	24	10
03044 00 017	19	3/4	30	11.1	49	33	10
03044 00 022	20	3/4	35	11.1	54	33	10
03044 00 018	25	1"	30	11.8	49.5	37	10
03044 00 019	27	1"	35	11.8	54.5	37	10

	min	max
Temperature	- 20 °C	+ 80 °C

3045

PORTAGOMMA MASCHIO CILINDRICO

MALE HOSE ADAPTER (PARALLEL)
SCHLAUCHTÜLLE AUSSENGEW. ZYLINDRISCH
DOUILLE ANNELÉE, CYLINDRIQUE
ESPIGA MACHO CILÍNDRICA
ESPIGÃO COM ROSCA MACHO PARALELA

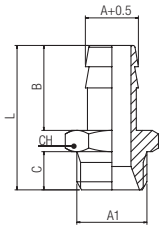

Code	A	A1	B	C	L	CH	Pack.
03045 00 01 6Q NB	3	M5	7.5	4	15.5	8	10
03045 00 01 BQ NB	4	1/8	15	6	25	14	10
03045 00 01 8S NB	4.5	M5	15	4	23	8	10
03045 00 01 BS NB	6	1/8	20	6	30	14	10
03045 00 01 BT NB	6	1/4	20	8	33	17	10
03045 00 01 BZ NB	7	1/8	20	6	30	14	10
03045 00 01 BX NB	7	1/4	20	8	33	17	10
03045 00 01 BY NB	8	1/8	20	6	30	14	10
03045 00 01 BJ NB	8	1/4	20	8	33	17	10
03045 00 01 CA NB	9	1/8	20	6	30	14	10
03045 00 01 CB NB	9	1/4	20	8	33	17	10
03045 00 01 CC NB	9	3/8	20	9	34	19	10
03045 00 01 CD NB	9	1/2	20	10	35.5	24	10
03045 00 01 VB NB	11	1/8	20	6	30	14	10
03045 00 01 RP NB	11	1/4	20	8	33	17	10
03045 00 01 QR NB	11	3/8	20	9	34	19	10
03045 00 01 VF NB	11	1/2	20	20	35.5	24	10
03045 00 01 CI NB	12	1/4	20	8	33	17	10
03045 00 01 CL NB	12	3/8	20	9	34	19	10
03045 00 01 CM NB	12	1/2	22	10	37.5	24	10
03045 00 01 5P NB	15	1/4	20	8	33	17	10
03045 00 01 1G NB	15	3/8	20	8	34	19	10
03045 00 01 CP NB	15	1/2	22	10	37.5	24	10
03045 00 01 VG NB	15	3/4	22	12	39.5	30	10
03045 00 01 CT NB	17	3/8	24	9	38	19	10
03045 00 01 CU NB	17	1/2	24	10	39.5	24	10
03045 00 01 TA NB	19	3/4	24	12	41.5	30	10
03045 00 01 VI NB	21	3/4	24	12	41.5	30	10

3047

PORTAGOMMA INTERMEDIO

STRAIGHT HOSE ADAPTOR
VERBINDUNGSVERSCHRAUBUNG MIT SCHLAUCHTÜLLEN
DOUILLE ANNELÉE DE JONCTION
ESPIGA DOBLE
CONEXÃO ESPIGÃO RETA

Code	A	B	C	L	Pack.
03047 00 01 X4 NB	6	8	19.5	41	10
03047 00 01 X7 NB	8	10	19.5	41	10
03047 00 01 X9 NB	10	12	19.5	42	10
03047 00 01 Y1 NB	12	14	19.5	42	10

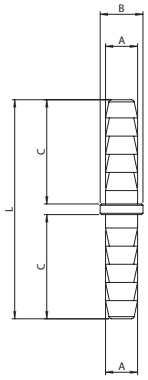

3050

PORTAGOMMA FEMMINA

FEMALE HOSE ADAPTER
SCHLAUCHTÜLLE INNENGEW.
DOUILLE ANNELÉE FEMELLE
ESPIGA HEMBRA
ESPIGÃO COM ROSCA FÊMEA

Code	A	A1	B	C	L	CH	Pack.
03050 00 01 BS NB	6	1/8	19.5	8.5	30	14	10
03050 00 01 BT NB	6	1/4	19.5	11	32.5	17	10
03050 00 01 BZ NB	7	1/8	19.5	8.5	30	14	10
03050 00 01 BX NB	7	1/4	19.5	11	32.5	17	10
03050 00 01 BJ NB	8	1/4	19.5	11	32.5	17	10
03050 00 01 CB NB	9	1/4	19.5	11	32.5	17	10
03050 00 01 CC NB	9	3/8	19.5	11.5	33.5	20	10
03050 00 01 CF NB	10	1/4	19.5	11	32.5	17	10
03050 00 01 CG NB	10	3/8	19.5	11.5	33.5	20	10
03050 00 01 CL NB	12	3/8	19.5	11.5	33.5	20	10
03050 00 01 CM NB	12	1/2	19.5	14.5	37.5	24	10

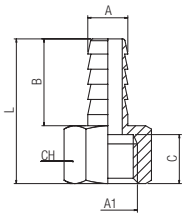

3055

RACCORDO A L PORTAGOMMA MASCHIO

MALE HOSE ADAPTER ELBOW
WINKELSCHLAUCHTÜLLE AUSSENGEW.
DOUILLE ANNELÉE COUDÉE
ESPIGA A L MACHO
ESPIGÃO EM "L" COM ROSCA MACHO

Code	A	A1	B	C	D	CH	Pack.
03055 00 01 BS NB	6	1/8	7.5	17	14	11	10
03055 00 01 BT NB	6	1/4	11	22	14	11	10
03055 00 01 BZ NB	7	1/8	7.5	17	14	11	10
03055 00 01 BX NB	7	1/4	11	22	14	11	10
03055 00 01 CB NB	9	1/4	11	22	14	11	10

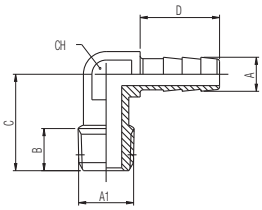

3060

RACCORDO DI ATTRAVERSAMENTO
BULKHEAD CONNECTOR
SCHOTTVERSCHRAUBUNG
TRAVERSÉE DE CLOISON
RACOR PASATABIQUES
CONEXÃO PASSA-MURO

Code	A	B	C max	D	E	CH1	CH2	Pack.
03060 00 001	M5	M10x1	7	10.5	3.5	14	14	10
03060 00 002	1/8	M16x1.5	10	14	4	22	19	10
03060 00 003	1/4	M20x1.5	16	21	4	27	24	10
03060 00 004	3/8	M26x1.5	15	21	5	32	30	10
03060 00 005	1/2	M28x1.5	21	27	6	36	32	10
03060 00 011	3/4	M33x1.5	22.5	30.5	6	41	41	10

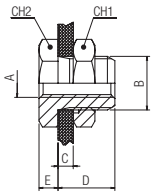

1704

GHIERA
NUT
MUTTER
ECROU
TUERCA PASATABIQUES
PORCA

Code	A	L	CH	Pack.
01704 00 01 C8 NB	M10x1	4	14	50
01704 00 01 E3 NB	M16x1.5	5	22	50
01704 00 01 F2 NB	M20x1.5	6	27	50
01704 00 01 0V NB	M26x1.5	7	32	50
01704 00 01 H1 NB	M28x1.5	7	36	50
01704 00 01 22 NB	M33x1.5	8	41	50

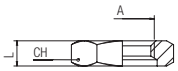

4000

RACCORDO A T FEMMINA
FEMALE TEE
T-VERSCHRAUBUNG INNENGEW.
TÉ ÉGAL FEMELLE
RACOR A T HEMBRA
CONEXÃO EM "T" COM ROSCA FÊMEA

Code	A	B	L2	L1	C	CH	Pack.
04000 00 01 02 NB	1/8	8.5	19.5	39	13	12	10
04000 00 01 03 NB	1/4	11	24.5	49	16.5	13	10
04000 00 01 04 NB	3/8	12	27	54	20.5	16	10
04000 00 01 05 NB	1/2	15	32	64	25.5	20	10
04000 00 01 07 NT	3/4	16.5	36.5	73	32.5	27	5
04000 00 01 09 NT	1"	19	45	90	39.5	30	5

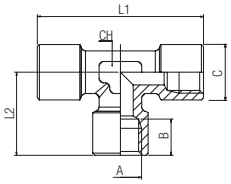

4010

RACCORDO A T MASCHIO

MALE TEE
T-VERSCHRAUBUNG AUSSENGEW.
TÉ ÉGAL MÂLE
RACOR A T MACHO
CONEXÃO EM "T" COM ROSCA MACHO

Code	A	B	C	L	CH	Pack.
04010 00 01 02 NB	1/8	8	17.5	35	12	10
04010 00 01 03 NB	1/4	11	23	46	13	10
04010 00 01 04 NB	3/8	11.5	25.5	51.5	16	10
04010 00 01 05 NB	1/2	14	29.5	59	20	10
04010 00 01 07 NT	3/4	14.5	32	64	27	5
04010 00 01 09 NT	1"	16.8	39	78	30	5

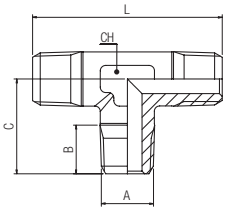

4020

RACCORDO A T FEMMINA CENTRALE

CENTRE LEG FEMALE TEE
T-VERSCHRAUBUNG INNENGEW. MITTIG
TÉ ÉGAL MÂLE, CENTRE FEMELLE
RACOR A T HEMBRA CENTRAL
CONEXÃO EM "T" COM ROSCA FÊMEA CENTRAL

Code	A	B	B1	C	L	CH	Pack.
04020 00 01 02 NB	1/8	8	8.5	19.5	35	12	10
04020 00 01 03 NB	1/4	11	11	24.5	46	13	10
04020 00 01 04 NB	3/8	11.5	12	27	51	16	10
04020 00 01 05 NB	1/2	14	15	32	59	20	10
04020 00 01 07 NT	3/4	14.5	16.5	36.5	64	27	5
04020 00 01 09 NT	1"	16.8	19	45	78	30	5

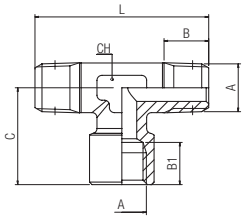

4030

RACCORDO A T FEMMINA LATERALE

OFF SET FEMALE TEE
T-VERSCHRAUBUNG INNENGEW. SEITLICH
TÉ ÉGAL MÂLE, EN BOUT FEMELLE
RACOR A T HEMBRA LATERAL
CONEXÃO EM "T" COM ROSCA FÊMEA LATERAL

Code	A	B	B1	C	L	CH	Pack.
04030 00 01 02 NB	1/8	8	8.5	17.5	37	12	10
04030 00 01 03 NB	1/4	11	11	23	47.5	13	10
04030 00 01 04 NB	3/8	11.5	12	25.5	52.5	16	10
04030 00 01 05 NB	1/2	14	15	29.5	61.5	20	10
04030 00 01 07 NT	3/4	14.5	16.5	32	68.5	27	5
04030 00 01 09 NT	1"	16.8	19	39	84	30	5

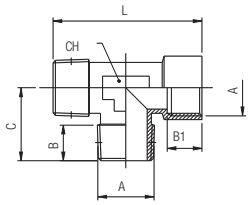

4040

RACCORDO A T MASCHIO CENTRALE

CENTRE LEG MALE TEE
T-VERSCHRAUBUNG AUSSENGEW. MITTIG
TÉ ÉGAL FEMELLE, CENTRE MÂLE
RACOR A T MACHO CENTRAL
CONEXÃO EM "T" COM ROSCA MACHO CENTRAL

Code	A	B	B1	C	L	CH	Pack.
04040 00 01 B5 NB	M5	4	5.5	11	22	9	10
04040 00 01 02 NB	1/8	8	8.5	17.5	39	12	10
04040 00 01 03 NB	1/4	11	11	23	49	13	10
04040 00 01 04 NB	3/8	11.5	1 2	25.5	54	16	10
04040 00 01 05 NB	1/2	14	15	29.5	64	20	10
04040 00 01 07 NT	3/4	14.5	16.5	32	73	27	5
04040 00 01 09 NT	1"	16.8	19	39	90	30	5

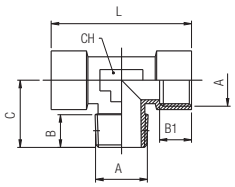

4050

RACCORDO A T MASCHIO LATERALE

OFF SET MALE TEE
T-VERSCHRAUBUNG AUSSENGEW. SEITLICH
TÉ ÉGAL FEMELLE, EN BOUT MÂLE
RACOR A T MACHO LATERAL
CONEXÃO EM "T" COM ROSCA MACHO LATERAL

Code	A	B	B1	C	L	CH	Pack.
04050 00 01 B5 NB	M5	4	5.5	11	22	9	10
04050 00 01 02 NB	1/8	8	8.5	19.5	37	12	10
04050 00 01 03 NB	1/4	11	11	24.5	47.5	13	10
04050 00 01 04 NB	3/8	11.5	12	27	52.5	16	10
04050 00 01 05 NB	1/2	14	15	32	61.5	20	10
04050 00 01 07 NT	3/4	14.5	16.5	36.5	68.5	27	5
04050 00 01 09 NT	1"	16.8	19	45	84	30	5

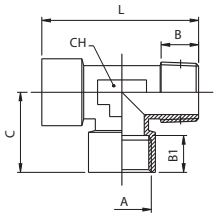

5000

RACCORDO A L MASCHIO

MALE ELBOW
WINKELVERSCHRAUBUNG AUSSENGEW.
EQUERRE MÂLE
RACOR A L MACHO
CONEXÃO EM "L" COM ROSCA MACHO

Code	A	B	L	CH	Pack.
05000 00 01 B5 NB	M5	4	11.9	9	10
05000 00 01 02 NB	1/8	7.5	18	11	10
05000 00 01 03 NB	1/4	11	24	13	10
05000 00 01 04 NB	3/8	12	27	17	10
05000 00 01 05 NB	1/2	14	29.5	20	10
05000 00 01 07 NT	3/4	14.5	32	27	5
05000 00 01 09 NT	1"	16.8	39	30	5

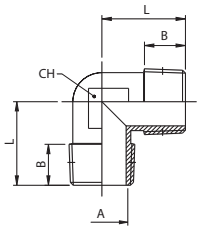

5010

RACCORDO A L FEMMINA

FEMALE ELBOW
WINKELVERSCHRAUBUNG INNENGEW.
EQUERRE FEMELLE
RACOR A L HEMBRA
CONEXÃO EM "L" COM ROSCA FÊMEA

Code	A	B	L	CH	Pack.
05010 00 01 B5 NB	M5	5.5	11	9	10
05010 00 01 02 NB	1/8	8.5	21	11	10
05010 00 01 03 NB	1/4	11	25.5	13	10
05010 00 01 04 NB	3/8	11.5	28	17	10
05010 00 01 05 NB	1/2	15	32	20	10
05010 00 01 07 NT	3/4	16.5	36.5	27	5
05010 00 01 09 NT	1"	19	45	30	5

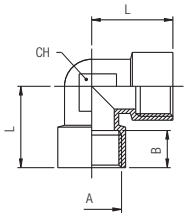

5020

RACCORDO A L MASCHIO-FEMMINA

MALE-FEMALE ELBOW
WINKELVERSCHRAUBUNG AUSSEN-/INNENGEW.
EQUERRE MÂLE-FEMELLE
RACOR A L MACHO - HEMBRA
CONEXÃO EM "L" MACHO-FÊMEA

Code	A	B	B1	C	L	CH	Pack.
05020 00 01 B5 NB	M5	4	5.5	11.5	11.5	9	10
05020 00 01 02 NB	1/8	7.5	8.5	21	18	11	10
05020 00 01 03 NB	1/4	11	11	25.5	24	13	10
05020 00 01 04 NB	3/8	11.5	12	28	27	17	10
05020 00 01 05 NB	1/2	14	15	32	29.5	20	10
05020 00 01 07 NT	3/4	14.5	16.5	36.5	32	27	5
05020 00 01 09 NT	1"	16	19	45	39	30	5

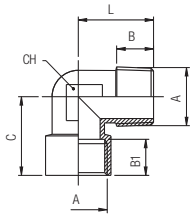

5050

RACCORDO A STAFFA 90° FEMMINA

FEMALE BRACKET FITTING 90°
WANDBEFESTIGUNG 90° INNENGEW.
APPLIQUE MURALE
RACOR A L FIJACIÓN 90° CON SOPORTE
CONEXÃO EM "L" COM ROSCA FÊMEA E SUPORTE DE FIXAÇÃO

Code	A	L1	L2	Pack.
05050 00 01 05 NB	1/2	27	40.5	10

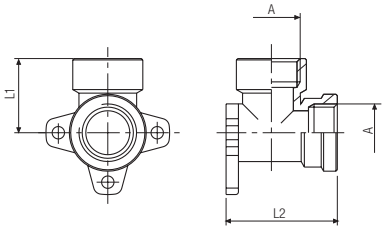

6000

RACCORDO A Y 90° MASCHIO CENTRALE

CENTRAL MALE Y 90°
Y-VERSCHRAUBUNG 90° AUSSEN-/INNENGEW.
Y EGAL À 90° MALE AU CENTRE
RACOR A Y 90º MACHO CENTRAL
CONEXÕES EM "Y" 90º ROSCA MACHO CENTRAL

Code	A	B	B1	L	CH	Pack.
06000 00 01 02 NB	1/8	8.5	9	33	14	10
06000 00 01 03 NB	1/4	11	11	37	17	10
06000 00 01 04 NB	3/8	11.5	12.5	46	22	10
06000 00 01 05 NB	1/2	14	16.5	58	26	10

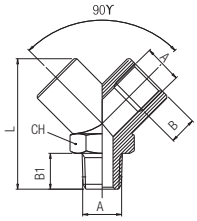

6010

RACCORDO A Y 90° FEMMINA

FEMALE Y 90°
Y-VERSCHRAUBUNG 90° INNENGEW.
Y ÉGAL FEMELLE
RACOR A Y 90° HEMBRA
CONEXÃO EM "Y" COM ROSCA FÊMEA

Code	A	B	L	CH	Pack.
06010 00 01 02 NB	1/8	8.5	33	14	10
06010 00 01 03 NB	1/4	11	37	17	10
06010 00 01 04 NB	3/8	11.5	46	22	10
06010 00 01 05 NB	1/2	14	58	26	10

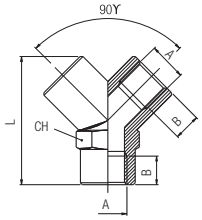

6020

RACCORDO A CROCE FEMMINA

FEMALE EQUAL CROSS
KREUZVERSCHRAUBUNG INNENGEW.
CROIX ÉGALE FEMELLE
RACOR A CRUZ HEMBRA
CONEXÃO CRUZETA COM ROSCA FÊMEA

Code	A	B	L	CH	Pack.
06020 00 01 02 NB	1/8	8.5	39	11	10
06020 00 01 03 NB	1/4	11	50	13	10
06020 00 01 04 NB	3/8	12	56	17	10
06020 00 01 05 NB	1/2	15	64	20	10

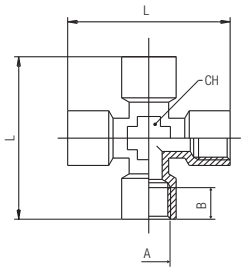

6025

RACCORDO A CROCE MASCHIO-FEMMINA
MALE-FEMALE EQUAL CROSS
KREUZVERSCHRAUBUNG AUSSEN-/INNENGEW.
CROIX ÉGALE MÂLE/FEMELLE
RACOR A CRUZ MACHO-HEMBRA
CONEXÃO CRUZETA MACHO-FÊMMEA

Code	A	B	B1	L1	L2	CH	Pack.
06025 00 01 02 NB	1/8	8.5	8	39	37	11	10
06025 00 01 03 NB	1/4	11	11	50	48.5	13	10
06025 00 01 04 NB	3/8	12	11.5	56	54	17	10
06025 00 01 05 NB	1/2	15	14	64	61	20	10

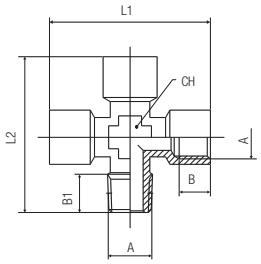

6030

RACCORDO A CROCE MASCHIO
MALE EQUAL CROSS
KREUZVERSCHRAUBUNG AUSSENGEW.
CROIX ÉGALE MÂLE
RACOR A CRUZ MACHO
CONEXÃO CRUZETA COM ROSCA MACHO

Code	A	B	L	CH	Pack.
06030 00 01 02 NB	1/8	8	35	11	10
06030 00 01 03 NB	1/4	11	47	13	10
06030 00 01 04 NB	3/8	11.5	52	17	10
06030 00 01 05 NB	1/2	14	58	20	10

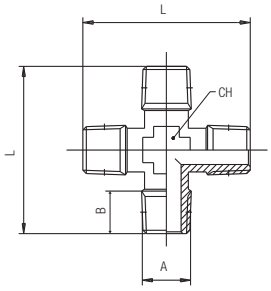

6040

RACCORDO A CROCE IN ALLUMIMIO
ALUMINIUM TEE CROSS
KREUZVERTEILER AUS ALUMINIUM
CROIX DE DISTRIBUTION EN ALUMINIUM
RACOR A CRUZ EN ALUMINIO
CONEXÃO CRUZETA EM ALUMÍNIO

Code	A	L	H	B	C	Pack.
06040 00 11 02 AG	1/8	25	15	4.3	4.5	10
06040 00 11 03 AG	1/4	40	20	6.5	5.5	10
06040 00 11 04 AG	3/8	50	25	7.5	5.5	5
06040 00 11 05 AG	1/2	50	30	7.5	5.5	5

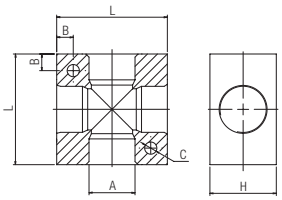

6047

RIPARTITORE IN ALLUMINIO

ALUMINIUM DISTRIBUTION MANIFOLD
VERTEILERBLOCK AUS ALUMINIUM
NOURRICE DE DISTRIBUTION EN ALUMINIUM
REGLETA SIMPLE EN ALUMINIO
DISTRIBUIDOR EM ALUMÍNIO

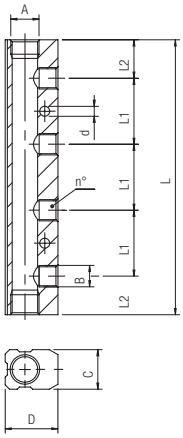

Code	A	B	N°	C	D	L1	L2	L	d	Pack.
06047 00 11 AJ AG	1/4	1/8	2	18	24	30	17.5	65	4.5	5
06047 00 11 AK AG	1/4	1/8	3	18	24	30	17.5	95	4.5	5
06047 00 11 AW AG	1/4	1/8	4	18	24	30	17.5	125	4.5	5
06047 00 11 BA AG	1/4	1/8	5	18	24	30	17.5	155	4.5	5
06047 00 11 BB AG	1/4	1/8	6	18	24	30	17.5	185	4.5	5
06047 00 11 BC AG	3/8	1/4	2	22	30	36	20	76	5.5	5
06047 00 11 BD AG	3/8	1/4	3	22	30	36	20	112	5.5	5
06047 00 11 BE AG	3/8	1/4	4	22	30	36	20	148	5.5	5
06047 00 11 BF AG	3/8	1/4	5	22	30	36	20	184	5.5	5
06047 00 11 BG AG	3/8	1/4	6	22	30	36	20	220	5.5	5
06047 00 11 ES AG	1/2	3/8	2	26	35	40	25	90	5.5	5
06047 00 11 ET AG	1/2	3/8	3	26	35	40	25	130	5.5	5
06047 00 11 EU AG	1/2	3/8	4	26	35	40	25	170	5.5	5
06047 00 11 EV AG	1/2	3/8	5	26	35	40	25	210	5.5	5
06047 00 11 EZ AG	1/2	3/8	6	26	35	40	25	250	5.5	5

6048

RIPARTITORE DOPPIO IN ALLUMINIO

ALUMINIUM DOUBLE DISTRIBUTION MANIFOLD
DOPPELTER VERTEILERBLOCK AUS ALUMINIUM
NOURRICE DE DISTRIBUTION DOUBLE EN ALUMINIUM
REGLETA DOBLE EN ALUMINIO
DISTRIBUIDOR DUPLO EM ALUMÍNIO

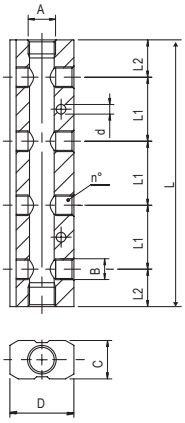

Code	A	B	N°	C	D	L1	L2	L	d	Pack.
06048 00 11 AJ AG	1/4	1/8	2	18	30	30	17.5	65	4.5	5
06048 00 11 AK AG	1/4	1/8	3	18	30	30	17.5	95	4.5	5
06048 00 11 AW AG	1/4	1/8	4	18	30	30	17.5	125	4.5	5
06048 00 11 BA AG	1/4	1/8	5	18	30	30	17.5	155	4.5	5
06048 00 11 BB AG	1/4	1/8	6	18	30	30	17.5	185	4.5	5
06048 00 11 BC AG	3/8	1/4	2	22	38	36	20	76	5.5	5
06048 00 11 BD AG	3/8	1/4	3	22	38	36	20	112	5.5	5
06048 00 11 BE AG	3/8	1/4	4	22	38	36	20	148	5.5	5
06048 00 11 BF AG	3/8	1/4	5	22	38	36	20	184	5.5	5
06048 00 11 BG AG	3/8	1/4	6	22	38	36	20	220	5.5	5
06048 00 11 ES AG	1/2	3/8	2	26	44	40	25	90	5.5	5
06048 00 11 ET AG	1/2	3/8	3	26	44	40	25	130	5.5	5
06048 00 11 EU AG	1/2	3/8	4	26	44	40	25	170	5.5	5
06048 00 11 EV AG	1/2	3/8	5	26	44	40	25	210	5.5	5
06048 00 11 EZ AG	1/2	3/8	6	26	44	40	25	250	5.5	5

6630

New

RIPARTITORE FEMMINA G ISO 228 A TRE VIE

THREE-WAY G ISO 228 FEMALE DISTRIBUTOR
DREIFACH G ISO 228 MUFFENVERTEILER
DISTRIBUTEUR FEMELLE A TROIS VOIES G ISO 228
DISTRIBUIDOR DE TRES VIAS G ISO 228 HEMBRA
DISTRIBUIDOR DE TRÊS VIAS G ISO 228 FÊMEA

Code	A	B	C	D	L1	L1	L2	H	F	Pack.
06630 00 001	3/8	1/4	11.5	9.5	113	32	37	64	5.5	1



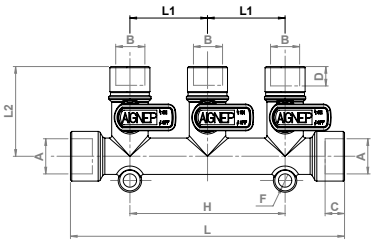

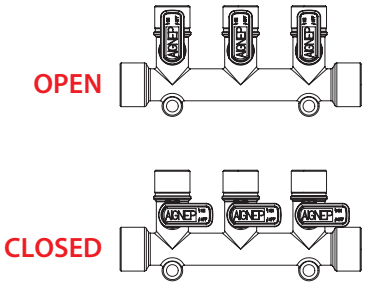

6070

RACCORDO A L MASCHIO-FEMMINA

MALE-FEMALE ELBOW FITTING
WINKELVERSCHRAUBUNG AUSSEN-/INNENGEW.
RACCORD EQUERRE MÂLE/FEMELLE
RACOR A L MACHO HEMBRA
CONEXÃO EM "L" MACHO-FÊMEA

Code	A	B	H	L	CH	Pack.
06070 00 01 2W NB	1/8	1/8	13	15	13	10
06070 00 01 6W NB	1/4	1/4	18	19	18	10

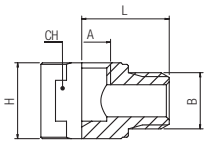

6080

RACCORDO A T MASCHIO-FEMMINA-FEMMINA

MALE-FEMALE-FEMALE TEE FITTING
T-VERSCHRAUBUNG AUSSEN-/INNEN-/INNENGEW.
RACCORD TÉ MÂLE / FEMELLE
RACOR A T MACHO-HEMBRA-HEMBRA
CONEXÃO EM "T" MACHO-FÊMEA

Code	A	B	H	L	CH	Pack.
06080 00 01 2W NT	1/8	1/8	13	15	13	10
06080 00 01 6W NT	1/4	1/4	18	18.5	18	10

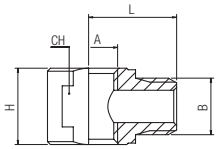

6090

ANELLO ORIENTABILE A L FEMMINA

FEMALE SINGLE BANJO BODY
RINGANSCHLUSS INNENGEW.
CORPS BANJO FEMELLE
ANILLO ORIENTABLE HEMBRA
ANEL ORIENTÁVEL EM "L" COM ROSCA FÊMEA

Code	B	A	L	S	Pack.
06090 00 01 02 NB	1/8	10	16.5	15	10
06090 00 01 03 NB	1/4	13	22	17	10
06090 00 01 04 NB	3/8	16.7	26	20	10

* Montare su viti: (Cod. 51410, 51420, 51430, 51440)
** Mounting on screws: (Cod. 51410, 51420, 51430, 51440)*
** Montage auf Schrauben: (Cod. 51410, 51420, 51430, 51440)*
** Montage sur vis: (Cod. 51410, 51420, 51430, 51440)*
** Montaje en tornillos: (Cod. 51410, 51420, 51430, 51440)*
** Montagem nos parafusos: (Cod. 51410, 51420, 51430, 51440)*

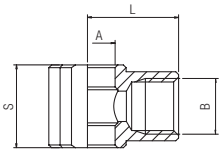

82205

NIPPLO MASCHIO CONICO - NPTF

NIPPLE TAPER - NPTF
DOPPELNIPPEL KONISCH - NPTF
MAMELON DOUBLE CONIQUE - NPTF
MACHÓN CÓNICO - NPTF
NIPLE CÔNICA - NPTF

Code	A BSPT	B NPTF	L	CH	Pack.
82205 00 01 2W NB	1/8	1/8	20.5	12	10
82205 00 01 6W NB	1/4	1/4	29	14	10
82205 00 01 AB NB	3/8	3/8	29.5	18	10
82205 00 01 AG NB	1/2	1/2	36.5	22	10
82205 00 01 AN NB	3/4	3/4	40.5	27	10

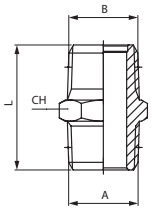

82241

ADATTATORE FEMMINA CILINDRICO - MASCHIO NPTF

ADAPTER FEMALE BSP - MALE NPTF
GEWINDESTUTZEN IG BSP - AG NPTF
ADAPTATEUR FEMELLE BSP- MÂLE NPTF
ADAPTADOR HEMBRA CILÍNDRICO BSP - MACHO NPTF
ADAPTADOR FÊMEA COM ROSCA PARALELA BSP - MACHO NPTF

Code	A NPTF	B G	H	L	CH	Pack.
82241 00 01 8K NB	10/32 UNF	M5	4.5	12	8	10
82241 00 01 2W NB	1/8	1/8	8.5	19.5	14	10
82241 00 01 6W NB	1/4	1/4	13	27	17	10
82241 00 01 AB NB	3/8	3/8	13	28	22	10
82241 00 01 AG NB	1/2	1/2	17	34.5	27	10

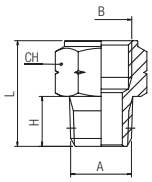

82242

ADATTATORE FEMMINA NPTF - MASCHIO CILINDRICO

ADAPTER FEMALE NPTF - MALE G THREAD
GEWINDESTUTZEN IG NPTF - AG BSP
ADAPTATEUR FEMELLE NPTF - MÂLE BSP
ADAPTADOR HEMBRA NPTF - MACHO BSP
ADAPTADOR FÊMEA NPTF- MACHO BSP

Code	A G	B NPTF	H	L	CH	Pack.
82242 00 01 2W NB	1/8	1/8	6	17	14	10
82242 00 01 6W NB	1/4	1/4	8	23	17	10
82242 00 01 AB NB	3/8	3/8	9	24	22	10
82242 00 01 AG NB	1/2	1/2	12	31.5	27	10

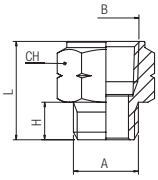

82320

TAPPO MASCHIO UNIVERSAL SHORT ESAGONO INCASSATO CON ANELLO (Cod. 50006) NBR

MALE PLUG UNIVERSAL SHORT WITHHEXAGONEMBEDDED AND NBR O-RING
GEWINDESTOPFEN UNIVERSAL SHORT INNENSECHSKANT MIT O-RING NBR
BOUCHON À 6 PANS CREUX MÂLE, UNIVERSAL SHORT AVEC JOINT NBR
TAPÓN MACHO UNIVERSAL SHORT HEXÁGONO INTERIOR CON TÓRICA NBR
TAMPÃO MACHO COM ROSCA UNIVERSAL SHORT E SEXTAVADO INTERNO (O-RING EM NBR)

Code	A SHORT	B	D	L	CH	Pack.
82320 00 002	1/8	5.5	11	8	5	10
82320 00 003	1/4	7	14	10	6	10
82320 00 004	3/8	7.5	17	11	8	10
82320 00 005	1/2	9	21	13	10	10

	min	max
Temperature	- 20 °C	+ 80 °C

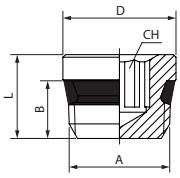

RACCORDI FILETTATI - CW510L

CW510L - BRASS ADAPTORS
GEWINDEVERSCHRAUBUNGEN - CW510L
ACCESSOIRES DE RACCORDEMENT - CW510L
RACORDAJE ROSCADO - CW510L
ACESSÓRIOS ROSCADOS - CW510L

CARATTERISTICHE TECNICHE
TECHNICAL CHARACTERISTICS
TECHNISCHE ANGABEN
CARACTÉRISTIQUES TECHNIQUES
CARACTERÍSTICAS TÉCNICAS
CARACTERÍSTICAS TÉCNICAS



Norma di Riferimento
Reference standard
Entspricht der Norm
Norme de référence
Normativa de referencia
Norma de referência

1907/2006 REACH
2011/65/CE RoHS
M.O.C.A. 1935/2004 CE
PED 2014/68/UE
SILICON FREE

Materiali e Componenti IT
La maggior parte degli articoli di questa serie é composta da un unico particolare in CW 510L

Component Parts and Materials GB
The main part of these fittings is made in CW 510L

Komponenten und Materialien DE
Die meisten Artikel in dieser Serie werden aus CW 510L

Matériaux et Composants FR
La majeure partie des raccords de ce chapitre est fabriquée en laiton CW 510L

Materiales y Componentes ES
La mayor parte de los artículos de esta serie está compuesta de un solo material latón CW 510L

Materiais e Componentes PT
A maior parte dos itens desta série é fabricada em CW 510L

Bar

Misura *Size* *Grösse* *Dimensions* *Medida* *Tamanho*	Pressione consigliata *Pressure advised* *Empfohlener druck* *Pression conseillée* *Presión recomendada* *Pressão aconselhada*
1/8	-0.99 bar ~ 150 bar
1/4	-0.99 bar ~ 100 bar

Temperature massima
Maximum temperature
Maximum temperatur
Température maximale
Temperatura máxima
Temperatura máxima

+ 300 °C

Fluidi compatibili
Aria compressa / Vuoto / Acqua / Vapore / Alimenti

Fluids
Compressed air / Vacuum / Water / Steam / Food

Geeignete Medien
Druckluft / Vakuum / Wasser / Dampf / Lebensmittel

Fluides compatibles
Air comprimé / Vide / Eau / Vapeur / Boissons

Fluidos compatibles
Aire comprimido / Vacío / Agua / Vapor / Alimentos

Fluidos compatíveis
Ar comprimido / Vácuo / Água / Vapor / Alimentos

Tubi di Collegamento IT
Tubi e raccordi in genere.

Connection Tubes GB
Tubes and fittings in general.

Geeignete Rohre DE
Rohre und Verschraubungen im Allgemeinen.

Tubes Conseillés FR
Raccords et tubes compatibles.

Tubos de Conexión ES
Tubo y racordaje en general.

Tubos de Conexão PT
Tubos e conexões em geral.

Filettatura IT
Gas conica conforme ISO 7.1, BS 21, DIN 2999.
Gas cilindrica conforme ISO 228 Classe A.

Threads GB
Tapered gas in conformity with ISO7.1, BS 21, DIN 2999.
Parallel gas in conformity with ISO 228 Class A.

Gewindearten DE
Konisches Gewinde nach Norm ISO 7.1, BS 21, DIN 2999.
Zylindrisches Gewinde nach Norm ISO 228 Classe A.

Filetages FR
Filetage conique conforme: ISO7.1, BS 21, DIN 2999.
Filetage cylindrique conforme: ISO 228 Class A.

Roscas ES
Gas cónica conforme ISO 7.1, BS 21, DIN 2999.
Gas cilíndrica conforme ISO 228 Clase A.

Roscas PT
Gas cônica conforme ISO 7.1, BS 21, DIN 2999.
Gas paralela conforme ISO 228 Classe A.

2000

NIPPLO CONICO
NIPPLE (TAPER)
DOPPELNIPPEL KONISCH
MAMELON DOUBLE CONIQUE
MACHÓN CÓNICO
NIPLE COM ROSCA CÔNICA

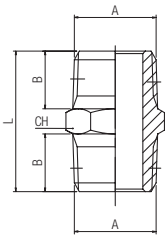

Code	A	B	L	CH	Pack.
02000 00 89 02 00	1/8	7.5	19.5	12	50
02000 00 89 03 00	1/4	11	27	14	50

2020

NIPPLO DI RIDUZIONE CONICO
REDUCING NIPPLE (TAPER)
DOPPELNIPPEL REDUZIERT KONISCH
MAMELON DOUBLE INÉGAL, CONIQUE
MACHÓN CÓNICO DE REDUCCIÓN
NIPLE DE REDUÇÃO COM ROSCA CÔNICA

Code	A	A1	B	C	L	CH	Pack.
02020 00 89 AT 00	1/8	1/4	7.5	11	23.5	14	50

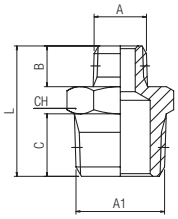

3000

MANICOTTO
SLEEVE
MUFFE
MANCHON
MANGUITO
LUVA

Code	A	L	CH	Pack.
03000 00 89 02 00	1/8	15	14	50
03000 00 89 03 00	1/4	22	17	50

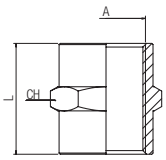

4000

RACCORDO A T FEMMINA
FEMALE TEE
T-VERSCHRAUBUNG INNENGEW.
TÉ ÉGAL FEMELLE
RACOR A T HEMBRA
CONEXÃO EM "T" COM ROSCA FÊMEA

Code	A	B	L2	L1	C	CH	Pack.
04000 00 89 02 00	1/8	8.5	19.5	39	13	12	50
04000 00 89 03 00	1/4	11	24.5	49	16.5	13	25

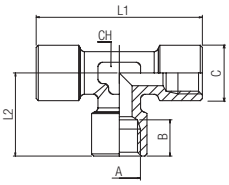

4040

RACCORDO A T MASCHIO CENTRALE
CENTRE LEG MALE TEE
T-VERSCHRAUBUNG AUSSENGEW. MITTIG
TÉ ÉGAL FEMELLE, CENTRE MÂLE
RACOR A T MACHO CENTRAL
CONEXÃO EM "T" COM ROSCA MACHO CENTRAL

Code	A	B	B1	C	L	CH	Pack.
04040 00 89 02 00	1/8	8	8.5	17.5	39	12	50
04040 00 89 03 00	1/4	11	11	23	49	13	25

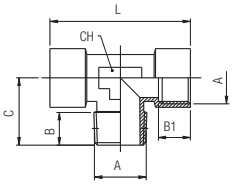

4050

RACCORDO A T MASCHIO LATERALE

OFF SET MALE TEE
T-VERSCHRAUBUNG AUSSENGEW. SEITLICH
TÉ ÉGAL FEMELLE, EN BOUT MÂLE
RACOR A T MACHO LATERAL
CONEXÃO EM "T" COM ROSCA MACHO LATERAL

Code	A	B	B1	C	L	CH	Pack.
04050 00 89 02 00	1/8	8	8.5	19.5	37	12	50
04050 00 89 03 00	1/4	11	11	24.5	47.5	13	25

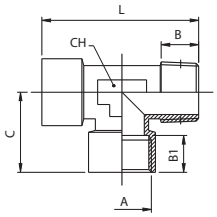

5000

RACCORDO A L MASCHIO

MALE ELBOW
WINKELVERSCHRAUBUNG AUSSENGEW.
EQUERRE MÂLE
RACOR A L MACHO
CONEXÃO EM "L" COM ROSCA MACHO

Code	A	B	L	CH	Pack.
05000 00 89 02 00	1/8	7.5	18	11	50
05000 00 89 03 00	1/4	11	24	13	25

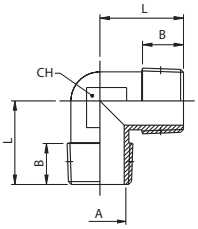

5010

RACCORDO A L FEMMINA

FEMALE ELBOW
WINKELVERSCHRAUBUNG INNENGEW.
EQUERRE FEMELLE
RACOR A L HEMBRA
CONEXÃO EM "L" COM ROSCA FÊMEA

Code	A	B	L	CH	Pack.
05010 00 89 02 00	1/8	8.5	21	11	50
05010 00 89 03 00	1/4	11	25.5	13	25

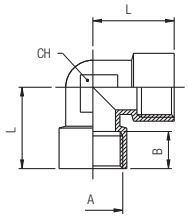

5020

RACCORDO A L MASCHIO-FEMMINA

MALE-FEMALE ELBOW
WINKELVERSCHRAUBUNG AUSSEN-/INNENGEW.
EQUERRE MÂLE-FEMELLE
RACOR A L MACHO - HEMBRA
CONEXÃO EM "L" MACHO-FÊMEA

Code	A	B	B1	C	L	CH	Pack.
05020 00 89 02 00	1/8	7.5	8.5	21	18	11	50
05020 00 89 03 00	1/4	11	11	25.5	24	13	25

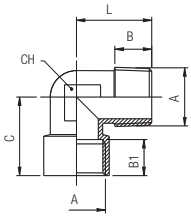

dB* Livello di rumore in (dB) a 6 bar - *Noise level in (dB) at 6 bar - Geräuschpegel (dB) bei 6 bar*
Niveau sonore (dB) à 6 bar - Nivel de ruido en (dB) a 6 bar - Nível de ruído em (dB) a 6 bar

7000

SILENZIATORE
SILENCER
SCHALLDÄMPFER
SILENCIEUX D'ÉCHAPPEMENT
SILENCIADOR
SILENCIADOR

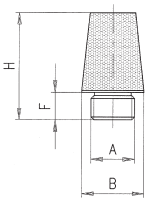

Code	A	F	B	H	dB*	Pack.
07000 00 001	1/8	4.5	12.5	21	81	10
07000 00 002	1/4	6	15	25	83	10
07000 00 003	3/8	8.5	19	34.5	87	10
07000 00 004	1/2	8	23	43	90	10
07000 00 005	3/4	9	30	50	92 a 4 Bar	10
07000 00 006	1"	11	37	60.5	92 a 4 Bar	10

	min	max
Temperature	- 10 °C	+ 80 °C
Pressure		10 bar
Soglia di filtrazione - *Filtration threshold - Filterfeinheit* *Capacité de filtration - Grado de filtración - Limite de filtragem*		50 µm

7005

SILENZIATORE REGOLABILE
SILENCER ADJUSTABLE
SCHALLDÄMPFER REGULIERBAR
SILENCIEUX D'ÉCHAPPEMENT RÉGLABLE
SILENCIADOR REGULABLE
SILENCIADOR AJUSTÁVEL

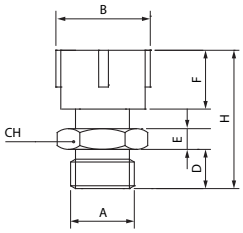

Code	A	F	B	H_{min}	H_{max}	D	E	CH	Pack
07005 00 001	1/8	12	15	25	27	8	4	14	10
07005 00 002	1/4	14	18.5	28	30	8	4	17	10
07005 00 003	3/8	16	23.5	33	38	10	5	22	10
07005 00 004	1/2	18	28	39	46	12	7	27	10

	min	max
Temperature	- 20 °C	+ 150 °C
Pressure		10 bar
Soglia di filtrazione - *Filtration threshold - Filterfeinheit* *Capacité de filtration - Grado de filtración - Limite de filtragem*		50 µm

7010

SILENZIATORE
SILENCER
SCHALLDÄMPFER
SILENCIEUX D'ÉCHAPPEMENT
SILENCIADOR
SILENCIADOR

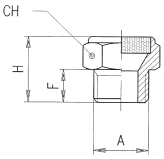

Code	A	F	H	CH	dB*	Pack.
07010 00 001	1/8	6	14	13	73	10
07010 00 002	1/4	7	17	16	74	10
07010 00 003	3/8	8	18	19	85	10
07010 00 004	1/2	10	20	24	89	10
07010 00 005	3/4	10	23	30	90	10

	min	max
Temperature	- 10 °C	+ 80 °C
Pressure		12 bar
Soglia di filtrazione - *Filtration threshold - Filterfeinheit* *Capacité de filtration - Grado de filtración - Limite de filtragem*		100 µm

7020

SILENZIATORE CON RETE IN FILO DI ACCIAIO INOX 304
SILENCER WITH WIRE MESH STAINLESS STEEL 304
SCHALLDÄMPFER MIT EDELSTAHLDRAHT 304
SILENCIEUX D'ÉCHAPPEMENT AVEC FILS EN ACIERS INOXYDABLES 304
SILENCIADOR CON ALAMBRE DE ACERO INOXIDABLE 304
SILENCIADOR FIO DE ACO INOXIDAVEL 304

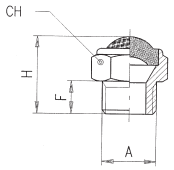

Code	A	F	H	CH	dB*	Pack.
07020 00 001	M5	4	9	8	-	10
07020 00 002	1/8	6	15	13	74	10
07020 00 003	1/4	7	18	16	72	10
07020 00 004	3/8	8	20	19	88	10
07020 00 005	1/2	10	22	24	90	10
07020 00 006	3/4	10	26	30	90	10
07020 00 007	1"	12	28	36	92	10

	min	max
Temperature	- 10 °C	+ 80 °C
Pressure		12 bar
Soglia di filtrazione - *Filtration threshold - Filterfeinheit* *Capacité de filtration - Grado de filtración - Limite de filtragem*		100 µm

7030

SILENZIATORE
SILENCER
SCHALLDÄMPFER
SILENCIEUX D'ÉCHAPPEMENT
SILENCIADOR
SILENCIADOR

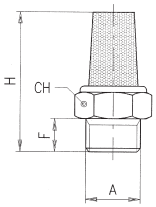

Code	A	F	H	CH	dB*	Pack.
07030 00 001	M5	4	17	8	-	10
07030 00 008	M7x1	5	23	10	75	10
07030 00 002	1/8	6	29	13	81	10
07030 00 003	1/4	7	32	16	82	10
07030 00 004	3/8	8	41	19	85	10
07030 00 005	1/2	9	45	24	-	10
07030 00 006	3/4	10	56	30	-	10
07030 00 007	1"	12	66	36	-	10

	min	max
Temperature	- 10 °C	+ 80 °C
Pressure		10 bar
Soglia di filtrazione - *Filtration threshold - Filterfeinheit* *Capacité de filtration - Grado de filtración - Limite de filtragem*		50 µm

7040

SILENZIATORE
SILENCER
SCHALLDÄMPFER
SILENCIEUX D'ÉCHAPPEMENT
SILENCIADOR
SILENCIADOR

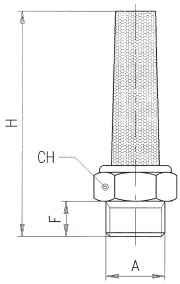

Code	A	F	H	CH	dB*	Pack.
07040 00 001	1/8	6	30	13	76	10
07040 00 002	1/4	8	46	16	75	10
07040 00 003	3/8	8	55	19	88	10
07040 00 004	1/2	9	67	24	89	10
07040 00 005	3/4	9	74	30	-	10

	min	max
Temperature	- 20 °C	+ 150 °C
Pressure		10 bar
Soglia di filtrazione - *Filtration threshold - Filterfeinheit* *Capacité de filtration - Grado de filtración - Limite de filtragem*		50 µm

7050

SILENZIATORE
SILENCER
SCHALLDÄMPFER
SILENCIEUX D'ÉCHAPPEMENT
SILENCIADOR
SILENCIADOR

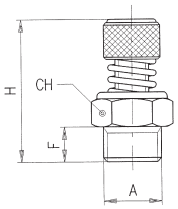

Code	A	F	H min	H max	CH	dB*	Pack.
07050 00 001	1/8	6	26	28	13	72	10
07050 00 002	1/4	8	30	32	15	73	10
07050 00 003	3/8	10	35	38	22	84	10
07050 00 004	1/2	11	37	40	22	88	10

	min	max
Temperature	- 10 °C	+ 80 °C
Pressure		12 bar
Soglia di filtrazione - *Filtration threshold - Filterfeinheit Capacité de filtration - Grado de filtración - Limite de filtragem*		100 µm

7060

SILENZIATORE A CALZAMENTO PER TUBI
PUSH-ON SILENCER
ÜBERWURFSCHALLDÄMPFER
SILENCIEUX D'ÉCHAPPEMENT À CANULE
SILENCIADOR RÁPIDO
SILENCIADOR PUSH-ON

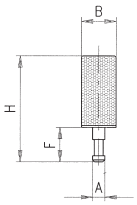

Code	Tube	A	F	B	H	dB*	Pack.
07060 00 002	5/3	3.5	8	8	25.5	-	10
07060 00 003	6/4	5	10	8	26	-	10

	min	max
Temperature	- 10 °C	+ 80 °C
Pressure		10 bar
Soglia di filtrazione - *Filtration threshold - Filterfeinheit Capacité de filtration - Grado de filtración - Limite de filtragem*		50 µm

7070

SILENZIATORE IN PA6 CON MATERIALE FONOASSORBENTE
SILENCER MADE IN PA66 WITH SOUND-ABSORBING MATERIAL
SCHALLDÄMPFER PA66 MIT SCHALLABSORBIERENDEM MATERIAL
SILENCIEUX PA6 AVEC MATÉRIAU ABSORBANT LE SON
SILENCIADOR PA6 CON MATERIAL FONOABSORBENTE
SILENCIADOR PA6 COM MATERIAL DE ABSORÇÃO DE SOM

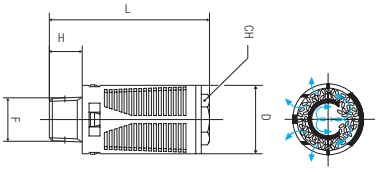

Code	F	H	D	L	CH	dB*	Pack.
07070 00 001	1/8	7	15.5	35	10	87	10
07070 00 002	1/4	7	19.5	43	12	84	10
07070 00 003	3/8	11	24.5	59	16	90	10
07070 00 004	1/2	11	24.5	59	16	90	10
07070 00 005	3/4	18	50	118	25	91	5
07070 00 006	1"	18	50	118	25	90	5

	min	max
Temperature	- 20 °C	+ 80 °C
Pressure		6 bar

7080

SILENZIATORE IN PA66 E FELTRO
SILENCER MADE IN PA66 WITH FELT
SCHALLDÄMPFER PA66 MIT FILZ
SILENCIEUX EN PA66 AVEC DU FEUTRE
SILENCIADOR EN PA66 Y FILTRO
SILENCIADOR EM PA66 E FELTRO

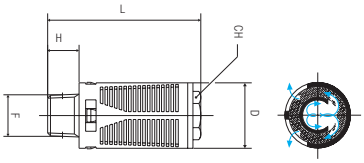

Code	F	H	D	L	CH	dB*	Pack.
07080 00 001	1/8	6	16	34	2	87	10
07080 00 002	1/4	8	19	44	12	90	10
07080 00 003	3/8	10	24	56	17	92	10
07080 00 004	1/2	10	24	56	17	92	10
07080 00 005	3/4	18	48	115	-	-	5
07080 00 006	1"	18	48	115	-	-	5

	min	max
Temperature	- 10 °C	+ 70 °C
Pressure		6 bar

Attenuazione del suono — IT

Il diagramma mostra la distribuzione della frequenza dell'energia del suono da un getto d'aria ad una pressione di circa 6 bar da un tipico scarico di uscita di una valvola pneumatica da 1/2".
La zona critica fra 1 e 4 Khz, è la zona dove l'udito umano è più sensibile e dove gli effetti psicologici agli alti livelli di rumore sono più dannosi.
Come si nota dal diagramma l'attenuazione del suono è di circa 20-25 dB ad una pressione di 6 bar.

Sound Attenuation — GB

In the diagram is shown the frequency distribution of the sound energy in an 6 bar air jet from a typical 1/2" control valve exhaust port.
The critical region is that between 1 and 4 Khz, the range where psychological effects at high noise levels are most damaging.
Sound reduction for this silencer is approx mately 20-25 dB at 6 bar working pressure.

Längsschalldämnung — DE

Dieses Diagramm zeigt die Frequenzverteilung der Schallenergie, bei einem Luftstrahl von 6 bar Druck, aus einem typischen, pneumatischen Ablassventil mit 1/2".
Der kritische Bereich ist jener zwischen 1 und 4 kHz, der Bereich, bei dem die psychologischen Auswirkungen durch hohen Lärmpegel am schädlichsten sind.
Die Schalldämmung durch diesen Schalldämpfer beträgt rund 20-25 dB bei 6 bar Betriebsdruck.

Réduction sonore — FR

Le schéma suivant représente le niveau sonore d'un jet d'air à 6 bar dans un échappement de 1/2 ".
La zone critique aux bruits où les effets psychologiques sont nocifs se situe dans une plage de 1 à 4 kHz.
Ce silencieux diminue le bruit d'environ 20-25 dB à une pression de travail de 6 bar.

Atenuación del sonido — ES

El diagrama muestra la distribución de la frecuencia del sonido de una muestra de aire a una presión de 6 bar de un típico escape de una válvula neumática de 1/2".
La zona crítica entre 1 y 4 Khz, es la donde el oído humano es más sensible y donde los efectos psicológicos a los altos niveles de sonido son más dañosos.
Como se observa en el diagrama la atenuación del sonido es de cerca de 20-25 dB a una presión de 6 bar.

Atenuaçâo acústica — PT

O diagrama mostra a distribução da frequência da energia do som de um jato de ar a uma pressão penumática de cerca de 6 bar de um típico escape de saída de uma válvula penumática de 1/2".
A zona crítica entre 1 e 4 Khz, é a zona onde a audição humana é mais sensível e onde os efeitos psicológicos dos ruído podem causar maiores danos.
Como se pode notar no diagrama, a atenuação do som é de cerca de 20-25 dB a uma pressão de trabalho de 6 bar.

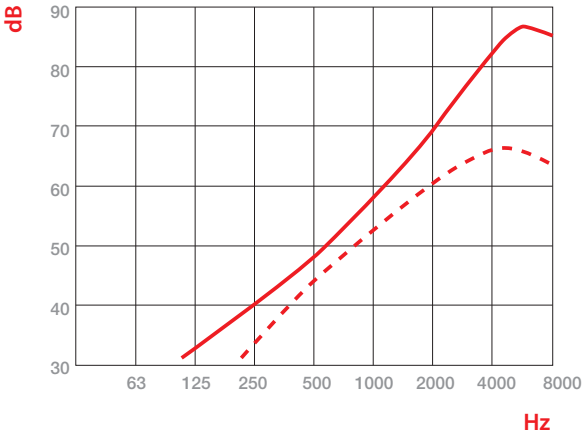

dB re 2x10^{-5} N/m^2
Livello di pressione acustica
Octave band sound pressure levels
Shalldruck Pegel
Niveau de pression acoustique
Nivel de presión acústica
Nivel de pressão sonora

Hz
Frequenza acustica
Octave band centre frequences
Akustische Frequenz
Fréquence acoustique
Frecuencia acustica
Frequência acústica

Scarico libero
Exhaust to atmosphere
Kostenlose Auspuff
Échappement Libre
Escape libre
Descarga livre

Scarico silenziato
Silenced exhaust
Schalldämpfer
Silencieux d'écchappement
Escape silenciado
Silenciador de escape

AS715

SILENZIATORE IN POLIETILENE PER RACCORDI AUTOMATICI
POROUS POLYETHYLENE SILENCER FOR PUSH-IN
STECK-SCHALLDÄMPFER POLYETHYLEN
SILENCIEUX ENCLIQUETABLE EN POLYÉTHYLÈNE
SILENCIADOR EN POLIETILENO PARA RACORDAJE AUTOMÁTICO
SILENCIADOR EM POLIETILENO PARA CONEXÃO PUSH-IN

Fino ad esaurimento scorte
Until the end stock
Nur solange vorrat
jusqu'à épuisement du stock
Hasta fin de stock
Ate fim do stock

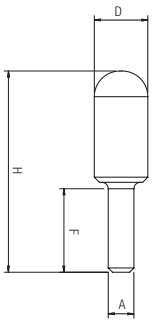

Code	A	F	H±3	D	Pack.
AS715 00 001	4	14	32	7,5	10
AS715 00 002	6	22.2	47.5	13	10
AS715 00 003	8	22.8	46.5	13.5	10
AS715 00 004	10	27	60	15.5	10
AS715 00 005	12	28.5	82.5	18.5	10

	min	max
Temperature	- 20 °C	+ 80 °C
Pressure		10 bar
Soglia di filtrazione - *Filtration threshold - Filterfeinheit* *Capacité de filtration - Grado de filtración - Limite de filtragem*		50 µm

7105

SILENZIATORE IN POLIETILENE
POROUS POLYETHYLENE SILENCER
SCHALLDÄMPFER POLYETHYLEN
SILENCIEUX EN POLYÉTHYLÈNE
SILENCIADOR EN POLIETILENO
SILENCIADOR EM POLIETILENO

Fino ad esaurimento scorte
Until the end stock
Nur solange vorrat
jusqu'à épuisement du stock
Hasta fin de stock
Ate fim do stock

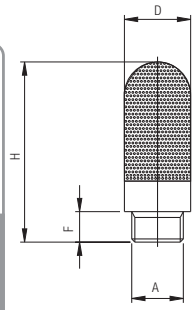

Code	A	F	H	D	Pack.
07105 00 001	M5	4	24.5	7.5	10
07105 00 002	1/8	7	33.5	13	10
07105 00 003	1/4	8	40	17	10
07105 00 004	3/8	11	65	25	10
07105 00 005	1/2	11	71	25	10
07105 00 006	3/4	15.5	138	37	5
07105 00 007	1"	19	157	47.5	5

	min	max
Temperature	- 20 °C	+ 80 °C
Pressure		10 bar
Soglia di filtrazione - *Filtration threshold - Filterfeinheit* *Capacité de filtration - Grado de filtración - Limite de filtragem*		50 µm

7115

SILENZIATORE IN POLIETILENE CON REGOLAZIONE DI SCARICO
POROUS POLYETHYLENE RESTRICTOR SILENCER
SCHALLDÄMPFER POLYETHYLEN MIT EINSTELLBARER ABLUFT
SILENCIEUX RÉGLEUR DE DÉBIT
SILENCIADOR EN POLIETILENO CON REGULACIÓN DE ESCAPE
SILENCIADOR EM POLIETILENO COM REGULAGEM DE ESCAPE

Fino ad esaurimento scorte
Until the end stock
Nur solange vorrat
jusqu'à épuisement du stock
Hasta fin de stock
Ate fim do stock

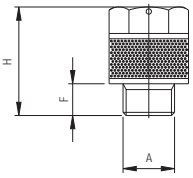

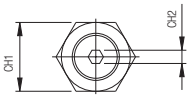

Code	A	F	H	CH1	CH2	Pack.
07115 00 002	1/8	5	20.5	13	2.5	10
07115 00 003	1/4	6	29	15	4	10
07115 00 004	3/8	7	38	20	6	10
07115 00 005	1/2	8.5	50	25	8	10

	min	max
Temperature	- 20 °C	+ 80 °C
Pressure		10 bar
Soglia di filtrazione - *Filtration threshold - Filterfeinheit* *Capacité de filtration - Grado de filtración - Limite de filtragem*		50 µm

GRAFICO SILENZIATORE 7105 1/8 - 1/4 - 3/8 - PRESSIONE A 5 BAR
TEST GRAPH 7105 1/8 - 1/4 - 3/8 - 5 BAR PRESSURE
GRAFIK FÜR 7105 1/8 - 1/4 - 3/8 - 5 BAR DRUCK
GRAPHIQUE POUR 7105 1/8 - 1/4 - 3/8 - 5 BAR PRESSION
GRÁFICA PARA 7105 1/8 - 1/4 - 3/8 - 5 BAR DE PRESIÓN
GRÁFICO PARA 7105 1/8 - 1/4 - 3/8 - 5 BAR DE PRESSÃO

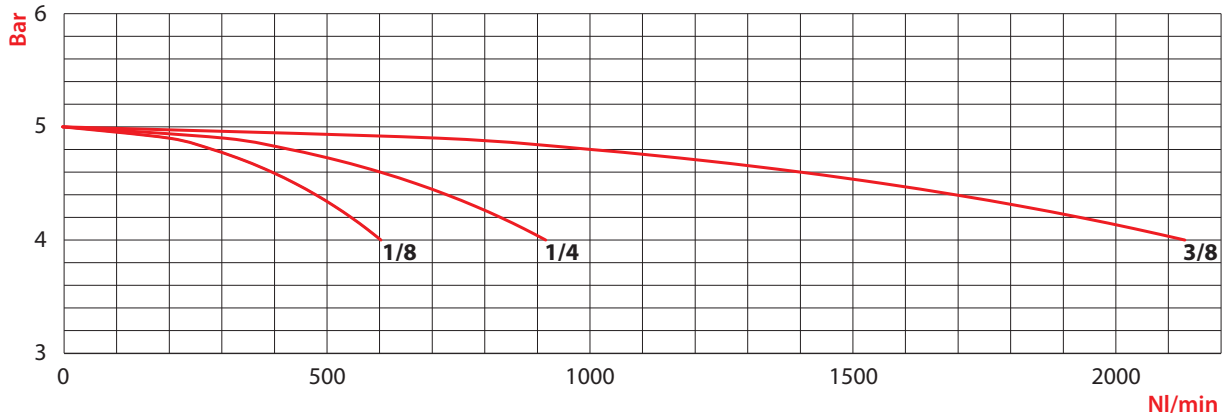

GRAFICO SILENZIATORE 7105 1/2 - 3/4 - 1" - PRESSIONE A 5 BAR
TEST GRAPH 7105 1/2 - 3/4 - 1" - 5 BAR PRESSURE
GRAFIK FÜR 7105 1/2 - 3/4 - 1" - 5 BAR DRUCK
GRAPHIQUE POUR 7105 1/2 - 3/4 - 1" - 5 BAR PRESSION
GRÁFICA PARA 7105 1/2 - 3/4 - 1" - 5 BAR DE PRESIÓN
GRÁFICO PARA 7105 1/2 - 3/4 - 1" - 5 BAR DE PRESSÃO

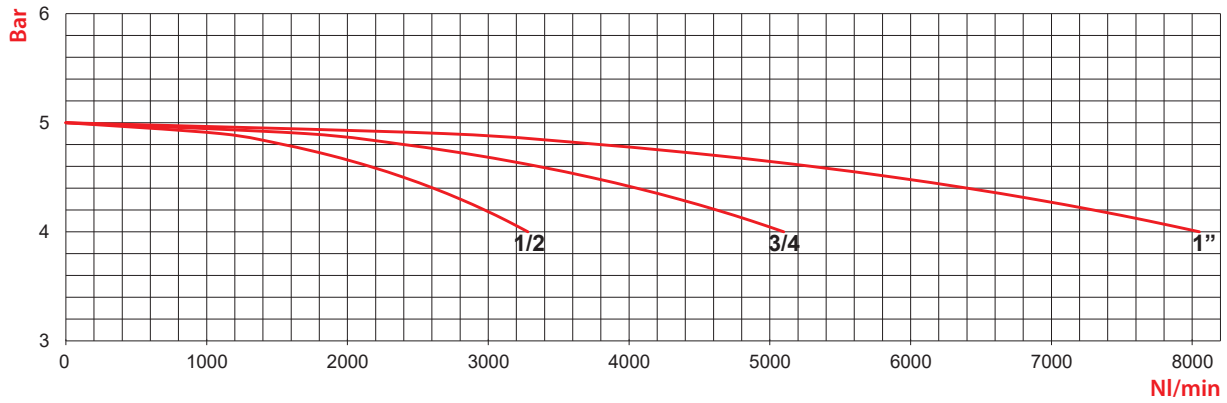

IT

L'unione di un'accurata e facile regolazione con gli elementi dei silenziatori porosi in polietilene aumenta quelle che sono le prestazioni di questo articolo, le cui caratteristiche sono riportate nel grafico.

GB

The combination of accurate and easy adjustement with the porous polyethylene silencing increase the performance of this article, which characteristics are shown in the diagram.

DE

Die Kombination von präziser und einfacher Regulierung, mit einem Schalldämpfer aus porösem Polyethylen, erhöhen die Leistungsfähigkeit dieses Artikels, dessen Merkmale im folgenden Diagramm dargestellt werden:

FR

Le réglage précis et facile du silencieux en polyéthylène permet d'augmenter les performances de cet article.
Ces performances sont indiquées dans le diagramme.

ES

La unión de una curada y fácil regulación con los elementos del silenciador poroso en polietileno aumentan las prestaciones de este artículo, las características del cual son representadas en el gráfico adjunto.

PT

A união de uma precisa e fácil regulagem aos elementos silenciadores porosos em polietileno aumenta significativamente a performance do silenciador, cujas características podem ser verificadas no gráfico ao lado.

7120

SILENZIATORE A PASTIGLIA CON TAGLIO CACCIAVITE

PAD SILENCER WITH SLOT FOR SCREWDRIVER
MINI-SCHALLDÄMPFER
SILENCIEUX COMPACT
SILENCIADOR DE PASTILLA CON CORTE PARA DESTORNILLADOR
SILENCIADOR TIPO PASTILHA COM FENDA PARA CHAVE

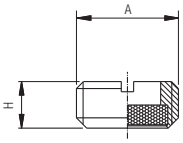

Code	A	H	Pack.
07120 00 001	1/8	4	10
07120 00 002	1/4	6	10
07120 00 003	3/8	6	10
07120 00 004	1/2	9	10
07120 00 005	3/4	10	10
07120 00 006	1"	10	10

	min	max
Temperature	- 10 °C	+ 80 °C
Pressure		10 bar
Soglia di filtrazione - *Filtration threshold - Filterfeinheit Capacité de filtration - Grado de filtración - Limite de filtragem*		120 µm

7130

SILENZIATORE A PASTIGLIA FILTRANTE CONICO TAGLIO CACCIAVITE

SILENCER WITH FILTERING PAD - (TAPER) WITH SLOT FOR SCREWDRIVER
MINI-SCHALLDÄMPFER MIT KONUSFILTER
SILENCIEUX COMPACT AVEC CÔNE INTÉRIEUR
SILENCIADOR DE PASTILLA FILTRANTE CÓNICO CON CORTE PARA DESTORNILLADOR
SILENCIADOR TIPO PASTILHA FILTRANTE CÔNICO C/ FENDA PARA CHAVE

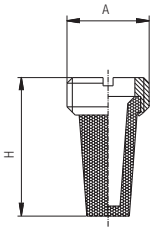

Code	A	H	Pack.
07130 00 001	1/8	14.5	10
07130 00 002	1/4	18	10
07130 00 003	3/8	21	10
07130 00 004	1/2	27	10
07130 00 005	3/4	36	10
07130 00 006	1"	46	10

	min	max
Temperature	- 10 °C	+ 80 °C
Pressure		10 bar
Soglia di filtrazione - *Filtration threshold - Filterfeinheit Capacité de filtration - Grado de filtración - Limite de filtragem*		50 µm

7140

SILENZIATORE INTEGRALE CON TAGLIO CACCIAVITE

INTEGRAL SILENCER WITH SLOT FOR SCREWDRIVER
SCHALLDÄMPFER VOLLGESINTERT
SILENCIEUX EN BRONZE FRITTÉ AVEC FENTE DE SERRAGE
SILENCIADOR INTEGRAL CON CORTE PARA DESTORNILLADOR
SILENCIADOR INTEGRAL COM FENDA PARA CHAVE

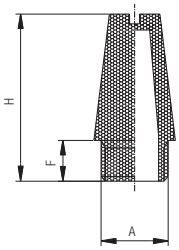

Code	A	H	F	Pack.
07140 00 001	1/8	21	5.5	10
07140 00 002	1/4	27	8.5	10
07140 00 003	3/8	36	11	10
07140 00 004	1/2	44	11	10
07140 00 005	3/4	63	13	10
07140 00 006	1"	75	15	10

	min	max
Temperature	- 20 °C	+ 150 °C
Pressure		10 bar
Soglia di filtrazione - *Filtration threshold - Filterfeinheit Capacité de filtration - Grado de filtración - Limite de filtragem*		50 µm

7150

SILENZIATORE INTEGRALE CON CHIAVE ESAGONALE

INTEGRAL SILENCER WITH HEXAGONAL WRENCH
SCHALLDÄMPFER VOLLGESINTERT
SILENCIEUX EN BRONZE FRITTÉ AVEC 6 PANS DE SERRAGE MÂLE
SILENCIADOR INTEGRAL CON LLAVE EXAGONAL
SILENCIADOR INTEGRAL COM ENCAIXE PARA CHAVE DE BOCA

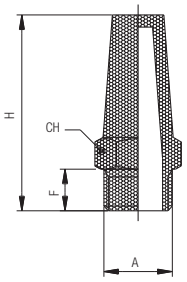

Code	A	CH	H	F	Pack.
07150 00 001	1/8	13	28	6	10
07150 00 002	1/4	17	31.4	8	10
07150 00 003	3/8	22	36	10	10
07150 00 004	1/2	27	44	12	10
07150 00 005	3/4	32	54	14	10
07150 00 006	1"	41	66	16	10

	min	max
Temperature	- 20 °C	+ 150 °C
Pressure		10 bar
Soglia di filtrazione - *Filtration threshold - Filterfeinheit* *Capacité de filtration - Grado de filtración - Limite de filtragem*		50 µm

RACCORDI CON ATTACCO A BAIONETTA

FITTINGS WITH BAYONET CONNECTION
VERSCHRAUBUNGEN MIT BAJONETT-VERSCHLUSS
RACCORDS À FERMETURE À BAIONNETTE
RACORDAJE CON CONEXIÓN A BAYONETA
CONEXÕES COM ENCAIXE TIPO BAIONETTA

CARATTERISTICHE TECNICHE
TECHNICAL CHARACTERISTICS
TECHNISCHE ANGABEN
CARACTÉRISTIQUES TECHNIQUES
CARACTERÍSTICAS TÉCNICAS
CARACTERÍSTICAS TÉCNICAS

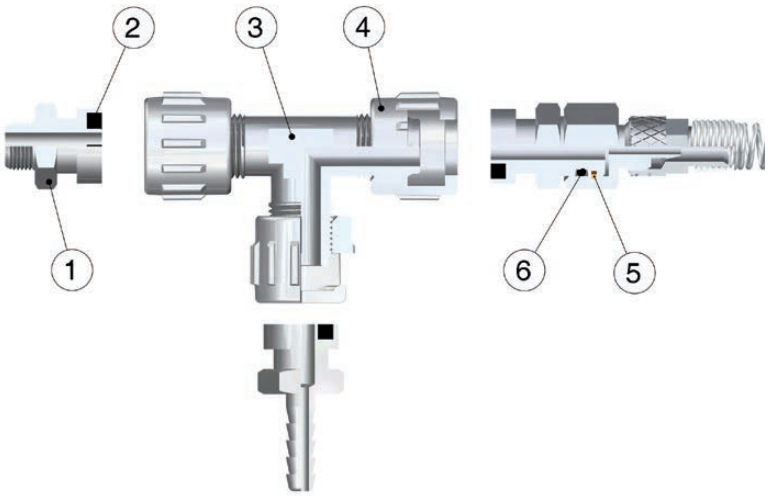

Norma di Riferimento
Reference standard
Entspricht der Norm
Norme de référence
Normativa de referencia
Norma de referência

1907/2006 REACH
2011/65/CE RoHS
PED 2014/68/UE
SILICON FREE

Materiali e Componenti (IT)
1 Baionetta in Ottone Nichelato
2 Guarnizione in NBR 90
3 Corpo in ottone nichelato
4 Dado capettato in zama nichelato
5 Seeger in bronzo
6 Guarnizione o-ring in NBR 70

Component Parts and Materials (GB)
1 Nickel-plated brass Bayonet
2 NBR 90 Seals
3 Nickel-plated brass Body
4 Nickel-plated zamac Milled Nut
5 Bronze Seeger
6 NBR 70 o-ring seal

Komponenten und Materialien (DE)
1 Bajonettanschluss Messing vernickelt
2 Dichtung NBR 90
3 Körper Messing vernickelt
4 Rändelmutter Zamak vernickelt
5 Seegerring Bronze
6 Dichtung O-Ring NBR 70

Matériaux et Composants (FR)
1 Raccord baïonnette: laiton nickelé
2 Joint: NBR 90
3 Corps: laiton nickelé
4 Ecrou moleté: Zamac nickelé
5 Circlips: bronze
6 Joint torique: NBR 70

Materiales y Componentes (ES)
1 Bayoneta en latón niquelado
2 Junta en NBR 90
3 Cuerpo en latón niquelado
4 Tuerca en níquel plateado zamac
5 Seeger en bronce
6 Junta o-ring en NBR 70

Materiais e Componentes (PT)
1 Baioneta em Latão Niquelado
2 Vedação em NBR 90
3 Corpo em Latão Niquelado
4 Porca recartilhada em zamac Niquelado
5 Anel de retenção tipo Seeger em bronze
6 Vedação o-ring em NBR 70

Pressioni
Pressures
Druckbereich
Pressions
Presiones
Pressões

-0.99 bar (-0.099 MPa)
15 bar (1.5 MPa)

Temperature
Temperatures
Temperatur
Températures
Temperaturas
Temperaturas

- 20 °C
+ 70 °C

Fluidi compatibili
Aria compressa, fluidi e liquidi a bassa pressione compatibili con il tipo di accoppiamento.

Fluids
Compressed air, fluids and liquids at low pressure compatible with the connection.

Geeignete Medien
Druckluft, Medien und Flüssigkeiten bei niedrigem Druck die kompatibel mit den Anschlüssen sind.

Fluides compatibles
Air comprimé et fluides compatibles avec les matériaux des composants.

Fluidos compatibles
Aire comprimido, fluidos o líquidos a baja presión compatibles con el tipo de conexión.

Fluidos compatíveis
Ar comprimido, fluidos e liquidos a baixa pressão compatíveis com o tipo de conexão.

Filettatura IT
Gas cilindrica conforme ISO 228 Classe A.
Metrica conforme ISO R/262.

Threads GB
Parallel gas in conformity with ISO 228 Class A.
Metric in conformity with ISO R/262.

Gewindearten DE
Zylindrisches Gewinde nach Norm ISO 228 Classe A.
Metrisches Gewinde nach Norm ISO R/262.

Filetages FR
Filetage cylindrique conforme: ISO 228 Class A.
Filetage métrique conforme: ISO R/262.

Roscas ES
Gas cilíndrica conforme ISO 228 Clase A.
Métrica conforme ISO R/262.

Roscas PT
Gas paralela conforme ISO 228 Classe A.
Métrica conforme ISO R/262.

1810

RACCORDI PER TUBI IN GOMMA
FITTING FOR RUBBER HOSE
VERSCHRAUBUNG FÜR GUMMISCHLAUCH
RACCORD POUR TUBE CAOUTCHOUC
RACORDAJE PARA TUBERÍA EN GOMA
CONEXÃO PARA TUBOS DE BORRACHA

Code	Tube	A	B	L	CH	Pack.
01810 00 003	14/6	1/4	11	30	16	10
01810 00 005	17/8	1/4	11	31	16	10
01810 00 006	19/10	1/4	11	31	17	10
01810 00 007	23/13	1/2	17	36	24	10

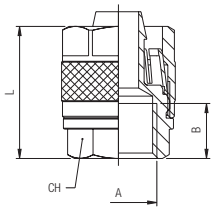

1810

RACCORDI PER TUBI IN POLIURETANO INTRECCIATO
FITTINGS FOR BRAIDED POLYURETHANE HOSES
VERSCHRAUBUNG FÜR POLYURETHANROHR MIT GEWEBE
RACCORD POUR TUBE POLYURÉTHANE TRESSÉ
RACORDAJE PARA TUBO EN POLIURETANO TRENZADO
CONEXÕES PARA TUBOS EM POLIURETANO TRANÇADO

Code	Tube	A	B	L	CH	Pack.
01810 00 001	10/6	1/4	11	30	15	10
01810 00 002	12/8	1/4	11	31	16	10
01810 00 004	15/10	1/4	11	31	17	10

SEE PAG 14.18



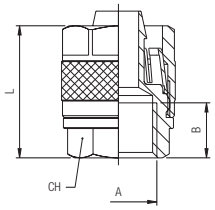

1830

RACCORDO MASCHIO A BAIONETTA
MALE BAYONET
BAJONETTANSCHLUSS AUSSENGEW.
RACCORD DROIT MÂLE
MACHO A BAYONETA
CONEXÃO COM ROSCA MACHO E ENCAIXE TIPO BAIONETA

Code	A	B	C	CH	Pack.
01830 00 001	1/8	6	19.5	15	10
01830 00 002	1/4	8	22	15	10
01830 00 003	3/8	9	23	19	10

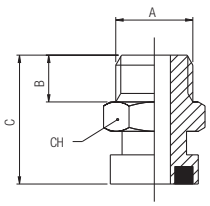

1831

RACCORDO FEMMINA A BAIONETTA

FEMALE BAYONET
BAJONETTANSCHLUSS INNENGEW.
RACCORD DROIT FEMELLE
HEMBRA A BAYONETA
CONEXÃO COM ROSCA FÊMEA E ENCAIXE TIPO BAIONETA

Code	A	B	C	CH	Pack.
01831 00 001	1/8	8.5	19.5	15	10
01831 00 002	1/4	11	22	17	10
01831 00 003	3/8	11	22	20	10

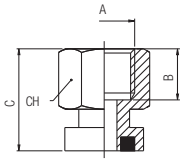

1832

RACCORDO BAIONETTA A RESCA

BARBED BAYONET
BAJONETTANSCHLUSS MIT SCHLAUCHTÜLLE
RACCORD DROIT À CANULE
ESPIGA A BAYONETA
CONEXÃO ESPIGÃO E ENCAIXE TIPO BAIONETA

Code	A	C	CH	Pack.
01832 00 001	6	33.5	15	10
01832 00 002	7	33.5	15	10
01832 00 003	8	33.5	15	10
01832 00 004	9	33.5	15	10
01832 00 005	10	33.5	15	10
01832 00 006	12	33.5	15	10

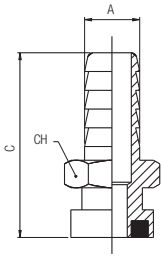

1833

RACCORDO BAIONETTA PORTAGOMMA

BAYONET FOR RUBBER HOSE
BAJONETTANSCHLUS FÜR GUMMISCHLAUCH
RACCORD DROIT POUR TUBE CAOUTCHOUC
BAYONETA PORTAGOMA
CONEXÃO PARA MANGUEIRA DE BORRACHA E ENCAIXE TIPO BAIONETA

Code	Tube	CH1	CH2	C	Pack.
01833 00 001	14/6	17	15	44.5	10
01833 00 002	17/8	20	15	44.5	10
01833 00 003	19/10	22	15	44.5	10

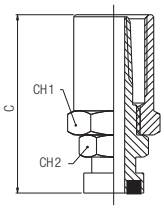

1840

RACCORDO MASCHIO PORTAGOMMA

MALE FOR RUBBER HOSE
VERSCHRAUBUNG FÜR GUMMISCHLAUCH AUSSENGEW.
RACCORD DROIT MÂLE POUR TUBE CAOUTCHOUC
MACHO PORTAGOMA
CONEXÃO COM ROSCA MACHO PARA MANGUEIRA DE BORRACHA

Code	Tube	A	CH1	CH2	C	Pack.
01840 00 008	10/6	1/4	15	17	43	10
01840 00 009	12/8	1/4	15	17	43	10
01840 00 001	14/6	1/4	17	17	43	10
01840 00 010	15/10	1/4	18	17	43	10
01840 00 002	17/8	1/4	20	17	43	10
01840 00 003	17/8	3/8	20	19	44	10
01840 00 006	17/10	1/4	20	17	43	10
01840 00 004	19/10	1/4	22	17	43	10
01840 00 005	19/10	3/8	22	19	44	10

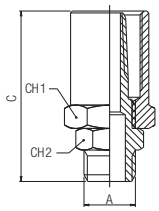

1841

RACCORDO FEMMINA PORTAGOMMA

FEMALE FOR RUBBER HOSE
VERSCHRAUBUNG FÜR GUMMISCHLAUCH INNENGEW.
RACCORD DROIT FEMELLE POUR TUBE CAOUTCHOUC
HEMBRA PORTAGOMA
CONEXÃO COM ROSCA FÊMEA PARA MANGUEIRA DE BORRACHA

Code	Tube	A	B	C	CH1	CH2	Pack.
01841 00 006	10/6	1/4	11	43	15	17	10
01841 00 007	12/8	1/4	11	43	15	17	10
01841 00 001	14/6	1/4	11	43	17	17	10
01841 00 008	15/10	1/4	11	43	18	17	10
01841 00 002	17/8	1/4	11	43	20	17	10
01841 00 003	17/8	3/8	11.5	43.5	20	20	10
01841 00 004	19/10	1/4	11	43	22	17	10
01841 00 005	19/10	3/8	11.5	43.5	22	20	10

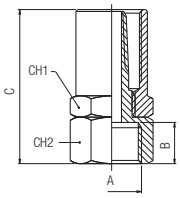

1850

RACCORDO MASCHIO CON DADO CAPETTATO

MALE WITH MILLED NUT
VERSCHRAUBUNG MIT RÄNDELMUTTER AUSSENGEW.
RACCORD DROIT MÂLE AVEC ÉCROU MOLETÉ
MACHO CON TUERCA
CONEXÃO COM ROSCA MACHO E PORCA RECARTILHADA

Code	A	B	CH	Pack.
01850 00 001	1/8	6	14	10
01850 00 002	1/4	8	15	10
01850 00 003	3/8	9	19	10

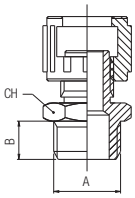

1851

RACCORDO FEMMINA CON DADO CAPETTATO

FEMALE WITH MILLED NUT
VERSCHRAUBUNG MIT RÄNDELMUTTER INNENGEW.
RACCORD DROIT FEMELLE AVEC ÉCROU MOLETÉ
HEMBRA CON TUERCA
CONEXÃO COM ROSCA FÊMEA E PORCA RECARTILHADA

Code	A	B	CH	Pack.
01851 00 001	1/4	11	17	10
01851 00 002	3/8	11	20	10

Molla Acciaio Inox AISI 304 - EN 1.4301
Stainless Steel Spring AISI 304 - EN 1.4301
Edelstahlfeder AISI 304 - EN 1.4301
Ressort Acier Inoxydable AISI 304 - EN 1.4301
Muelle Acero Inoxidable AISI 304 - EN 1.4301
Mola Aço Inoxidável AISI 304 - EN 1.4301

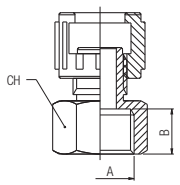

1852

RACCORDO DOPPIO DADO CAPETTATO

DOUBLE MILLED NUT
VERBINDUNGSVERSCHRAUBUNG MIT RÄNDELMUTTERN
RACCORD UNION AVEC ÉCROUS MOLETÉS
UNIÓN CON TUERCA
CONEXÃO DE DUAS PORCAS RECARTILHADAS

Code	A	CH	Pack.
01852 00 001	1/4	15	10

Molla Acciaio Inox AISI 304 - EN 1.4301
Stainless Steel Spring AISI 304 - EN 1.4301
Edelstahlfeder AISI 304 - EN 1.4301
Ressort Acier Inoxydable AISI 304 - EN 1.4301
Muelle Acero Inoxidable AISI 304 - EN 1.4301
Mola Aço Inoxidável AISI 304 - EN 1.4301

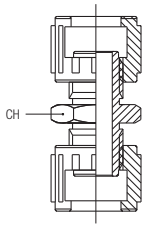

1853

RACCORDO T CON DADI CAPETTATI

TEE WITH MILLED NUTS
T-VERSCHRAUBUNG MIT RÄNDELMUTTERN
RACCORD TÉ AVEC ÉCROUS MOLETÉS
T CON TUERCA
CONEXÃO EM "T" COM PORCAS RECARTILHADAS

Code	A	CH	Pack.
01853 00 001	1/4	15	10

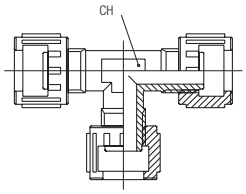

1855

RACCORDO DIRITTO CON ATTACCO A BAIONETTA + DADO CON MOLLA

STRAIGHT FITTING WITH BAYONET CONNECTION + NUT AND SPRING
VERSCHRAUBUNG MIT BAJONETT-VERSCHLUSS + KNICKSCHUTZFEDER
RACCORD DROIT AVEC RESSORT DE PROTECTION
RACOR RECTO A BAYONETA + TUERCA CON MUELLE
CONEXÃO RETA COM ENCAIXE TIPO BAIONETA + PORCA COM MOLA

Code	Tube	C	CH	Pack.
01855 00 001	6/4	110	15	10
01855 00 002	8/6	115	15	10
01855 00 003	10/8	123	15	10
01855 00 004	12/10	130	16	10

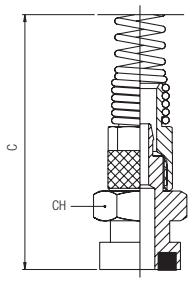

1860

RACCORDO DIRITTO ORIENTABILE CON ATTACCO A BAIONETTA + DADO CON MOLLA

ORIENTING STRAIGHT FITTING WITH BAYONET CONNECTION + NUT AND SPRING
VERSCHRAUBUNG DREHBAR MIT BAJONETT-VERSCHLUSS + KNICKSCHUTZFEDER
RACCORD DROIT ORIENTABLE AVEC RESSORT DE PROTECTION
RACOR RECTO GIRATORIO A BAYONETA + TUERCA CON MUELLE
CONEXÃO RETA ORIENTÁVEL COM ENCAIXE TIPO BAIONETA + PORCA COM MOLA

Code	Tube	C	CH1	CH2	Pack.
01860 00 001	6/4	120	15	15	10
01860 00 002	8/6	125	15	15	10
01860 00 003	10/8	134	15	15	10
01860 00 004	12/10	141	17	17	10

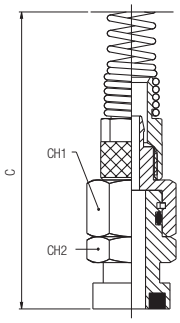

1808

DADO CAPETTATO

MILLED NUT
RÄNDELMUTTER
ÉCROU MOLETÉ
TUERCA
PORCA RECARTILHADA

Code	A	C	Pack.
01808 00 80 03 NT	1/4	16	20

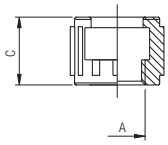

1864

GUARNIZIONE DI TENUTA PER RACCORDI CON ATTACCO A BAIONETTA
TIGHTENING SEAL FOR FITTINGS WITH BAYONET CONNECTION
DICHTUNG FÜR BAJONETT-ANSCHLÜSSE
JOINT POUR RACCORD À BAÏONNETTE
JUNTA PARA RACORES A BAYONETA
VEDAÇÃO PARA CONEXÕES COM ENCAIXE TIPO BAIONETA

Code	A	B	H	Pack.
01864 00 24 Z7 00	7	13	3	50

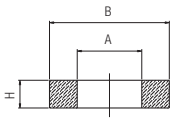

TBPUM

New

TUBO IN POLIURETANO MULTISTRATO - LUNGHEZZA 100 Mt
MULTILAYER POLYURETHANE TUBE - LENGHT 100 Mt
ROHRE MEHRSCHICHTIGER AUS POLYURETHAN - LÄNGE 100 Mt
TUBE MULTICOUCHE EN POLYURÉTHANE - ROULEAU DE 100 Mt
TUBO EN POLIURETANO MULTICAPA- LONGITUD 100 Mt
TUBO DE POLIURETANO MULTICAMADAS- LUNGHEZZA 100 Mt

Temperature Range - 30 °C + 75 °C

Code	Colore *Color* *Farbe* *Couleur* *Color* *Cor*	Est.	Int.	Raggio di curvatura *Bending radius* *Biegeradius* *Rayon de courbure* *Radio curvatura* *Raio de curvatura*	Pressione d'esercizio *Working pressure* *Betriebsdruck* *Pression de travail* *Presión de ejercicio* *Pressão de trabalho* a/at 23°C	Pressione di scoppio *Burst pressure* *Berstdruck* *Pression d'éclatement* *Presión de rotura* *Pressão de ruptura* a/at 23°C	Pack.
		mm	mm	mm	bar	bar	
TBPUM 010 06	AZ	10	6	30	20	60	1
TBPUM 012 08	AZ	12	8	40	20	60	1
TBPUM 014 10	AZ	14.5	10	45	20	60	1

Applicazioni Industriali (IT)

- Industria in generale
- Industria automobilistica
- Industrie delle materie plastiche

Materiale

- Tubo al 100% in poliuretano con rinforzo in poliestere

Fluido compatibile

- Aria compressa

Resistenza chimica

- Elevata resistenza alle aggressioni chimiche

Industrial Applications (GB)

- *Industry in general*
- *Automotive industry*
- *Plastics industry*

Material

- *100% polyurethane hose with polyester reinforcement*

Fluids

- *Compressed air*

Chemical resistance

- *High resistance to chemical aggression*

Industrielle Anwendungen (DE)

- *Industrie im allgemeinen*
- *Automobilindustrie*
- *Kunststoffindustrie*

Material

- *Schlauch aus 100% Polyurethan mit Polyesterverstärkung*

Geeignete Medien

- *Druckluft*

Chemische Beständigkeit

- *Hohe Widerstandsfähigkeit gegen chemische Angriffe*

Applications industrielles (FR)

- *Industries général*
- *Industries automobile*
- *Industries plastiques*

Matériau

- *Tuyau 100% polyuréthane avec renfort en polyester*

Fluides compatibles

- *Air comprimé*

Résistance chimique

- *Haute résistance aux agressions chimiques*

Aplicaciones industriales (ES)

- *Industria en general*
- *Industria automotriz*
- *Industrias de plásticos*

Material

- *Manguera 100% poliuretano con refuerzo de poliéster*

Fluidos compatibles

- *Aire comprimido*

Resistencia química

- *Gran resistencia a las agresiones químicas*

Aplicações industriais (PT)

- *Indústria em geral*
- *Indústria automotiva*
- *Indústrias de plásticos*

Material

- *Mangueira 100% poliuretano com reforço de poliéster*

Fluidos compatíveis

- *Ar comprimido*

Resistência química

- *Alta resistência à agressão química*

RACCORDI PORTAGOMMA PER TUBI IN MATERIALE PLASTICO

HOSE ADAPTERS FOR PLASTIC TUBES
SCHLAUCHARMATUREN FÜR KUNSTSTOFFROHRE
RACCORDS À CANULE POUR TUBES PLASTIQUES
RACORDAJE PORTAGOMA PARA TUBO EN MATERIAL PLÁSTICO
CONEXÕES ESPIGÃO PARA TUBOS EM MATERIAL PLÁSTICO

CARATTERISTICHE TECNICHE
TECHNICAL CHARACTERISTICS
TECHNISCHE ANGABEN
CARACTÉRISTIQUES TECHNIQUES
CARACTERÍSTICAS TÉCNICAS
CARACTERÍSTICAS TÉCNICAS

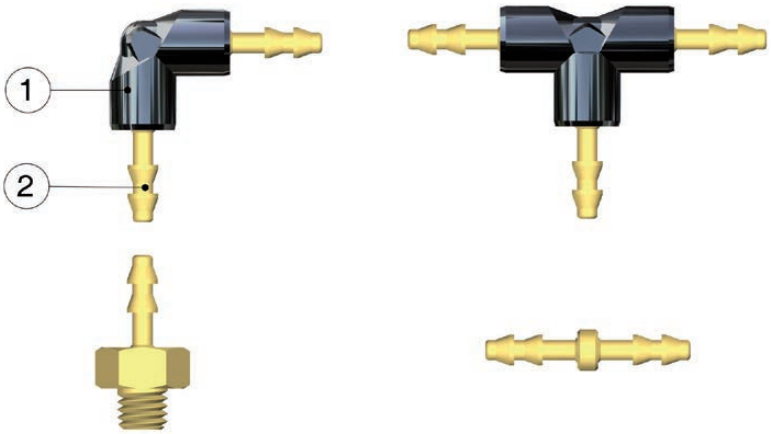

Norma di Riferimento
Reference standard
Entspricht der Norm
Norme de référence
Normativa de referencia
Norma de referência

1907/2006 REACH
2011/65/CE RoHS
PED 2014/68/UE
SILICON FREE

Materiali e Componenti (IT)	Component Parts and Materials (GB)	Komponenten und Materialien (DE)
1 Corpo in Tecnopolimero	1 Tecnoplymer Body	1 Körper Technopolymer
2 Portagomma in ottone	2 Brass Hose Adapter	2 Schlauchtülle Messing

Matériaux et Composants (FR)	Materiales y Componentes (ES)	Materiais e Componentes (PT)
1 Corps: technopolymère	1 Cuerpo en tecnopolímero	1 Corpo em Tecnopolímero
2 Canule: laiton	2 Portagoma en latón	2 Espigão em Latão

Pressioni
Pressures
Druckbereich
Pressions
Presiones
Pressões

-0.99 bar (-0.099 MPa)
10 bar (1 MPa)

Temperature
Temperatures
Temperatur
Températures
Temperaturas
Temperaturas

- 10 °C
+ 80 °C

Fluidi compatibili
Aria compressa
Fluids
Compressed air
Geeignete Medien
Druckluft
Fluides compatibles
Air comprimé
Fluidos compatibles
Aire comprimido
Fluidos compatíveis
Ar comprimido

Tubi di Collegamento (IT)	Connection Tubes (GB)	Geeignete Rohre (DE)
Tubi in materiale plastico.	*Plastic tubes.*	*Kunststoffrohre.*

Tubes Conseillés (FR)	Tubos de Conexión (ES)	Tubos de Conexão (PT)
Tubes plastiques.	*Tubos en material plástico.*	*Tubos em material plástico.*

Filettatura	IT	Threads	GB	Gewindearten	DE
Metrica conforme ISO R/262.		Metric in conformity with ISO R/262.		Metrisches Gewinde nach Norm ISO R/262.	

Filetages	FR	Roscas	ES	Roscas	PT
Filetage métrique conforme: ISO R/262.		Métrica conforme ISO R/262.		Métrica conforme ISO R/262.	

15000

RACCORDO PORTAGOMMA DIRITTO MASCHIO

STRAIGHT HOSE MALE ADAPTOR
VERSCHRAUBUNG MIT SCHLAUCHTÜLLE AUSSENGEW.
RACCORD DROIT MÂLE À CANULE
RACOR PORTAGOMA RECTO MACHO
CONEXÃO ESPIGÃO RETA COM ROSCA MACHO

Code	D	A	B	L	CH	Pack.
15000 00 01 4V 00	2	M5	4	17	8	10
15000 00 01 6Q 00	3	M5	4	17	8	10
15000 00 01 0R 00	4	M5	4	18	8	10
15000 00 01 7S 00	6	M5	4	18	8	10

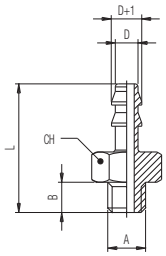

15040

RACCORDO PORTAGOMMA DIRITTO INTERMEDIO

STRAIGHT HOSE ADAPTOR
VERBINDUNGSVERSCHRAUBUNG MIT SCHLAUCHTÜLLEN
RACCORD UNION À CANULES
RACOR PORTAGOMA RECTO INTERMEDIO
CONEXÃO ESPIGÃO RETA

Code	D	D1	L	Pack.
15040 00 01 W9 00	2	2	20	10
15040 00 01 FG 00	3	2	20	10
15040 00 01 X0 00	3	3	20	10
15040 00 01 FH 00	4	3	21	10
15040 00 01 X1 00	4	4	22	10
15040 00 01 FM 00	6	4	22	10
15040 00 01 X4 00	6	6	22	10

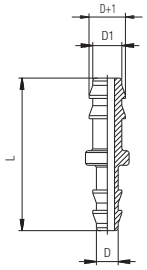

15130

RACCORDO PORTAGOMMA A L INTERMEDIO

ELBOW HOSE ADAPTOR
WINKELVERSCHRAUBUNG MIT SCHLAUCHTÜLLEN
RACCORD EQUERRE À CANULES
RACOR PORTAGOMA A L INTERMEDIO
CONEXÃO ESPIGÃO EM "L"

Code	D	L	Pack.
15130 00 001	2	17.5	10
15130 00 002	3	17.5	10
15130 00 003	4	22	10
15130 00 004	6	22	10

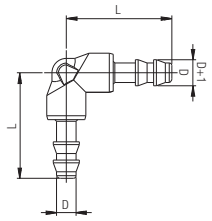

15230

RACCORDO PORTAGOMMA A T INTERMEDIO

TEE HOSE ADAPTOR
T-VERSCHRAUBUNG MIT SCHLAUCHTÜLLEN
RACCORD TÉ À CANULES
RACOR PORTAGOMA A T INTERMEDIO
CONEXÃO ESPIGÃO EM "T"

Code	D	L	L1	Pack.
15230 00 001	2	17.5	35	10
15230 00 002	3	17.5	35	10
15230 00 003	4	22	44	10
15230 00 004	6	22	44	10

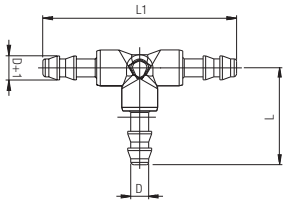

NOTES