

















Prese ad Innesto Rapido - Quick Couplings - Schnellverschluss Kupplungen - Coupleurs Automatiques - Enchufes Rápidos - Conexões de Engate Rápido

<p>SERIE UNI ISO 6150 A-6</p>  <p>Serie 100 Pag. 15.7 - 15.10</p>	<p>SERIE MIGNON New</p>  <p>Serie 110 Pag. 15.11 - 15.16</p>	<p>SERIE UNI ISO 6150 B-12</p>  <p>Serie 120 Pag. 15.17 - 15.22</p>	<p>ITALIAN PROFILE</p>  <p>Serie 120 Pag. 15.23 - 15.28</p>
<p>SERIE UNI ISO 6150 B-15</p>  <p>Serie 130 Pag. 15.29 - 15.33</p>	<p>SERIE UNI ISO 6150 C-10</p>  <p>Serie 140 Pag. 15.34 - 15.39</p>	<p>EUROPEAN PROFILE</p>  <p>Serie 160 Pag. 15.40 - 15.45</p>	<p>SWISS PROFILE</p>  <p>Serie 170 Pag. 15.46 - 15.50</p>
<p>MIGNON PROFILE New</p>  <p>Serie 180 Pag. 15.51 - 15.54</p>	<p>MULTISOCKET New</p>  <p>Serie 190 - 63190 Pag. 15.55 - 15.61</p>	<p>JAPANESE PROFILE</p>  <p>Serie 400 Pag. 15.62 - 15.64</p>	<p>Serie 700 Pag. 15.65 - 15.67</p> 
<p>SERIE UNI ISO 6150 B-17</p>  <p>Serie 710 Pag. 15.68 - 15.70</p>	<p>B-SOCKET EUROPEAN</p>  <p>Serie 720 Pag. 15.71 - 15.74</p>	<p>EUROPEAN PROFILE New</p>  <p>Serie 730 Pag. 15.75 - 15.80</p>	<p>EUROPEAN PROFILE New</p>  <p>Serie 740 Pag. 15.81 - 15.83</p>

Prese di Sicurezza ad Innesto Rapido - Safety Quick Couplings - Kupplungen Sicherheit - Coupleurs de Sécurité - Enchufes de Seguridad - Conexões de Segurança

<p>SERIE UNI ISO 6150 B-12</p>  <p>Serie 620 Pag. 15.85 - 15.88</p>	<p>ITALIAN PROFILE</p>  <p>Serie 650 Pag. 15.89 - 15.90</p>	<p>EUROPEAN PROFILE</p>  <p>Serie 660 Pag. 15.91 - 15.92</p>	<p>SWISS PROFILE</p>  <p>Serie 670 Pag. 15.93 - 15.94</p>
<p>SERIE UNI ISO 6150 B-12</p>  <p>Serie 0B120 Pag. 15.97 - 15.99</p>	<p>SERIE UNI ISO 6150 C-10</p>  <p>Serie 0B140 Pag. 15.100 - 15.102</p>	<p>EUROPEAN PROFILE New</p>  <p>Serie 0B160 Pag. 15.103 - 15.105</p>	

Giunti ad Innesto Rapido per Raffreddamento Stampi - Quick Couplings for Molding Cooling - Schnellkupplungen für Spritzgussanwendungen - Coupleurs pour Mouldes D'injection - Enchufes Rápidos para Refrigeración de Moldes - Conexões de Engate Rápido para Resfriamento de Moldes

<p>FRENCH PROFILE DN 8 - DN 12</p>  <p>Series 410 - 420 - 510 - 520 Pag. 15.104 - 15.110</p>	<p>INTERNATIONAL PROFILE DN 6 - DN 9</p>  <p>Series 430 - 440 - 530 - 540 Pag. 15.112 - 15.119</p>	<p>EUROPEAN PROFILE DN 6 - DN 9</p>  <p>Series 460 - 470 - 560 - 570 Pag. 15.120 - 15.127</p>	<p>6049 Pag. 15.128</p> 
--	--	--	--

Pistole di Soffiaggio - Blow Guns - Blaspistolen - Soufflettes - Pistolas Sopladoras - Pistola de Ar

 <p>Series 360 Pag. 15.130 - 15.132</p>	 <p>Series 300 Pag. 15.133 - 15.135</p>	<p>Spare Parts Pag. 15.136</p> 	 <p>Series 340 Pag. 15.137</p>
---	---	--	--

Alignep si riserva il diritto di variare modelli e ingombri senza preavviso - Alignep reserves the right to vary models and dimensions without notice - Alignep behält sich das Recht vor, Daten ohne Ankündigung zu ändern
 Alignep se reserva el derecho de modificar modelos y dimensiones sin previo aviso - Alignep se reserva o direito de alterar os modelos e dimensões sem prévio aviso

SERIE 110 MIGNON



CARATTERISTICHE TECNICHE

TECHNICAL CHARACTERISTICS
TECHNISCHE ANGABEN
CARACTÉRISTIQUES TECHNIQUES
CARACTERÍSTICAS TÉCNICAS
CARACTERÍSTICAS TÉCNICAS



Norma di Riferimento

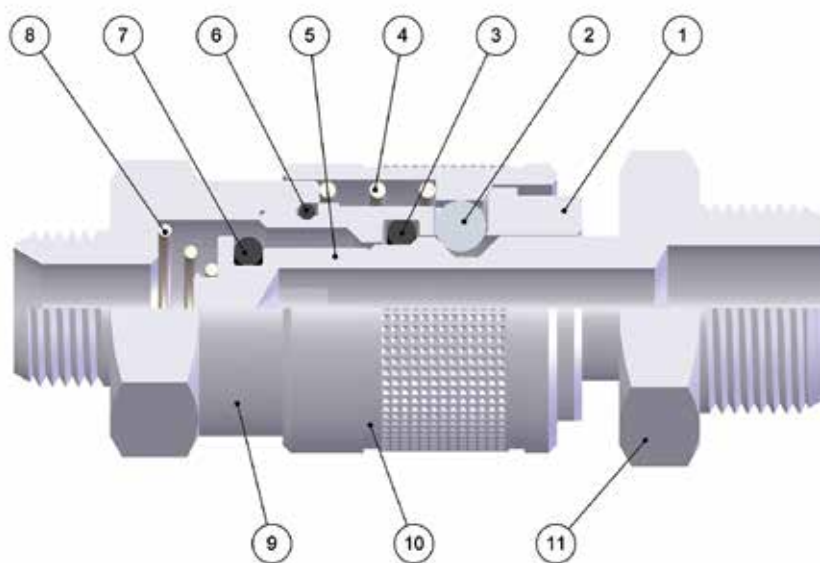
Reference standard
Entspricht der Norm
Norme de référence
Normativa de referencia
Norma de referència

1907/2006
REACH ✓

2011/65/CE
RoHS ✓

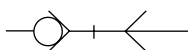
PED
2014/68/UE

SILICON
FREE



FKM A RICHIESTA
IF REQUESTED FKM
FKM AUF ANFRAGE
FKM SUR DEMANDE
FKM BAJO DEMANDA
FKM SOB ENCOMENDA

DN
5 mm



MIGNON



1:1

Materiali e Componenti	IT	Component Parts and Materials	GB	Komponenten und Materialien	DE
1 Corpo in Ottone Nichelato		1 Nickel-Plated Brass Body		1 Körper Messing Vernickelt	
2 Sfera in Acciaio AISI 420		2 Stainless Steel AISI 420 Balls		2 Kugel Edelstahl AISI 420	
3 Guarnizione O-Ring in NBR		3 NBR O-Ring Seals		3 Stecker Führungsring Messing Vernickelt	
4 Molla Ghiera in Acciaio AISI 302		4 Stainless Steel AISI 302 Ring Nut Spring		4 Entriegelungsfeder Edelstahl AISI 302	
5 Otturatore in Ottone Nichelato		5 Nickel-Plated Brass Shutter		5 O-Ring NBR	
6 Guarnizione O-Ring in NBR		6 NBR O-Ring Seals		6 O-Ring NBR	
7 Guarnizione O-Ring in NBR		7 NBR O-Ring Seals		7 Verschluss Messing	
8 Molla Otturatore in Acciaio AISI 302		8 Stainless Steel AISI 302 Shutter Spring		8 Verschlussfeder Edelstahl AISI 302	
9 Attacco Terminale in Ottone Nichelato		9 Nickel-Plated Brass Coupling Back Part		9 Einschraubkörper Messing Vernickelt	
10 Ghiera in Ottone Nichelato		10 Nickel-Plated Brass Sleeve		10 Entriegelungshülse Messing Vernickelt	
11 Innesto in Ottone Nichelato		11 Nickel-Plated Brass Plug Outline		11 Stecker Messing Vernickelt	

Matériaux et Composants	FR	Materiales y Componentes	ES	Materiais e Componentes	PT
1 Corps: Laiton Nickelé		1 Cuerpo en latón niquelado		1 Corpo em Latão Niquelado	
2 Bille: Acier Inoxydable AISI 420		2 Esfera en acero AISI 420		2 Esfera em aço AISI 420	
3 Bague De Guidage: Laiton Nickelé		3 Junta tórica enchufe en NBR		3 Vedação O-Ring em NBR	
4 Ressort De Bague: Acier Inoxydable AISI 302		4 Muelle tuerca en acero AISI 302		4 Mola da porca em aço AISI 302	
5 Joint Torique en NBR		5 Obturador en latón niquelado		5 Obturador em latão niquelado	
6 Joint Torique en NBR		6 Junta tórica en NBR		6 Vedação O-Ring em NBR	
7 Clapet: Laiton		7 Junta tórica en NBR		7 Vedação O-Ring em NBR	
8 Ressort de Clapet: Acier Inoxydable AISI 302		8 Muelle obturador en acero AISI 302		8 Mola do obturador em aço AISI 302	
9 Corps: Laiton Nickelé		9 Terminal de conexión en latón niquelado		9 Conexão terminal em latão niquelado	
10 Bague: Laiton Nickelé		10 Tuerca en latón niquelado		10 Porca em latão niquelado	
11 Embout: Laiton Nickelé		11 Enchufe en latón niquelado		11 Plug em latão niquelado	



Pressione d'esercizio

Working Pressures

Betriebsdruck

Pression de service

Presión de Ejercicio

Pressão de Trabalho

0 bar
12 bar



Max pressione statica (no pulsazioni)

Maximum static pressure (no pulsations)

Maximaler statischer Betriebsdruck (ohne pulsations)

Pression statique maximale (sans pulsation)

Presión estática máxima (sin pulsaciones)

Pressão estática máxima (sem pulsações)

35 bar



Temperature

Temperatures

Temperatur

Températures

Temperaturas

Temperaturas

- 20 °C
+ 80 °C

Con O-ring in FKM

With FKM O-ring

Mit O-ring in FKM

Avec joints en FKM

Con junta tórica en FKM

Com O-ring em FKM

- 10 °C
+ 200 °C



Fluidi compatibili

Aria compressa

Fluids

Compressed air

Geeignete Medien

Druckluft

Fluides compatibles

Air comprimé

Fluidos compatibles

Aire comprimido

Fluidos compatíveis

Ar comprimido

Per altri fluidi, consultare l'ufficio tecnico Aignep.

For other fluids, consult the technical department Aignep.

Für andere Flüssigkeiten, kontaktieren Sie uns.

Pour d'autres fluides, veuillez nous consulter.

Para otros fluidos póngase en contacto con el departamento técnico Aignep.

Para outros fluidos consulte o departamento técnico da Aignep.



Portata

NI/min

Flow Rate

Durchflusswerte

Débit

Caudal de Flujo

Vazão

6 bar Δ 1	6 bar Δ 0.5	6 bar *
650	480	1100

* Scarico libero - Exhaust Free - Kostenlose Auspuff - Échappement libre - Escape Libre - Descarga livre.



Filettatura

IT

Gas cilindrica conforme ISO 228 Classe A.

Threads

GB

Parallel gas in conformity with ISO 228 Class A.

Gewindearten

DE

Zylindrisches Gewinde nach Norm ISO 228 Classe A.

Filetages

FR

Filetage cylindrique conforme: ISO 228 Classe A.

Roscas

ES

Gas cilíndrica conforme ISO 228 Clase A.

Roscas

PT

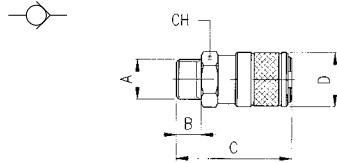
Gas paralela conforme ISO 228 Classe A.

111

PRESA MASCHIO

MALE SOCKET
 VERSCHLUSS-KUPPLUNG MIT AUSSENGEWINDE
 COUPLEUR MÂLE
 ENCHUFE MACHO
 SOQUETE COM ROSCA MACHO

New



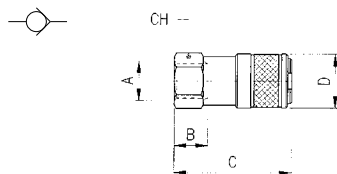
Code	A	B	C	D	CH	Pack.
00111 00 001	1/8	6	35.5	18	16	10
00111 00 002	1/4	8	37.5	18	16	10
00111 00 003	3/8	9	38.5	18	19	10
Code FKM						
00111 00 010	1/8	6	35.5	18	16	10
00111 00 011	1/4	8	37.5	18	16	10
00111 00 012	3/8	9	38.5	18	19	10

112

PRESA FEMMINA

FEMALE SOCKET
 VERSCHLUSS-KUPPLUNG MIT INNENGEWINDE
 COUPLEUR FEMELLE
 ENCHUFE HEMBRA
 SOQUETE COM ROSCA FÊMEA

New

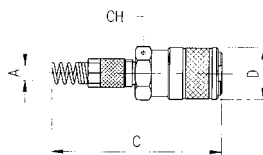


Code	A	B	C	D	CH	Pack.
00112 00 001	1/8	7.5	35	18	16	10
00112 00 002	1/4	11	38.5	18	16	10
00112 00 003	3/8	11.5	39	18	19	10
Code FKM						
00112 00 010	1/8	7.5	35	18	16	10
00112 00 011	1/4	11	38.5	18	16	10
00112 00 012	3/8	11.5	39	18	19	10

113

PRESA A CALZAMENTO CON MOLLA

COMPRESSION SOCKET WITH SPRING
 VERSCHLUSS-KUPPLUNG MIT KNICKSCHUTZFEDER
 COUPLEUR RACCORD À COIFFE ET RESSORT DE PROTECTION
 ENCHUFE TUBO COM MUELLE
 SOQUETE COM CONEXÃO PUSH-ON COM MOLLA



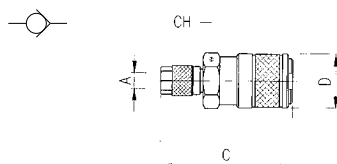
Code	A	C	D	CH	Pack.
00113 00 001	6/4	124	18	16	10
00113 00 002	8/6	129.5	18	16	10

Molla Acciaio Inox AISI 304 - EN 1.4301
 Stainless Steel Spring AISI 304 - EN 1.4301
 Edelstahlfeder AISI 304 - EN 1.4301
 Ressort Acier Inoxydable AISI 304 - EN 1.4301
 Muelle Acero Inoxidable AISI 304 - EN 1.4301
 Mola Aço Inoxidável AISI 304 - EN 1.4301

114

PRESA A CALZAMENTO

COMPRESSION SOCKET
 VERSCHLUSS-KUPPLUNG MIT ÜBERWURFVERSCHRAUBUNG
 COUPLEUR RACCORD À COIFFE
 ENCHUFE TUBO
 SOQUETE COM CONEXÃO PUSH-ON



Code	A	C	D	CH	Pack.
00114 00 001	6/4	42	18	16	10
00114 00 002	8/6	42	18	16	10

115

PRESA CON PORTAGOMMA A RESCA

BARBED SOCKET

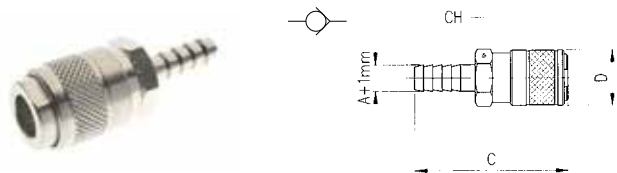
VERSCHLUSS-KUPPLUNG MIT SCHLAUCHTÜLLE

COUPLEUR À DOUILLE ANNELÉE POUR TUBE

ENCHUFE EPIGA

SOQUETE COM EPIGÃO PARA MANGUEIRA DE BORRACHA

Code	A	C	D	CH	Pack.
00115 00 001	4	48	18	16	10
00115 00 002	6	48	18	16	10
00115 00 003	8	48	18	16	10



116

PRESA PASSAPARETE MASCHIO

BULKHEAD SOCKET WITH MALE THREADED CONNECTION

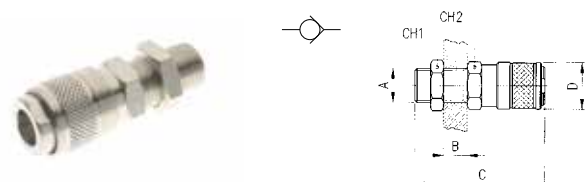
VERSCHLUSS-KUPPLUNG SCHOTTVERSION MIT AUSSENGEWINDE

COUPLEUR MÂLE À TRAVERSÉE DE CLOISON

ENCHUFE PASATABIQUES MACHO

SOQUETE PASSA-MURO COM ROSCA MACHO

Code	A	B max	C	D	CH1	CH2	Pack.
00116 00 001	1/8	6	47.5	18	14	16	10
00116 00 002	1/4	8	49.5	18	17	16	10
00116 00 003	3/8	9	51.5	18	20	19	10



117

PRESA PASSAPARETE A CALZAMENTO CON MOLLA

BULKHEAD SOCKET WITH COMPRESSION CONNECTION WITH SPRING

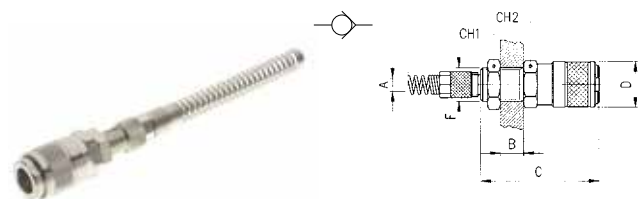
VERSCHLUSS-KUPPLUNG SCHOTTVERSION MIT KNICKSCHUTZFEDER

COUPLEUR AVEC RESSORT DE PROTECTION, TRAVERSÉE DE CLOISON

ENCHUFE PASATABIQUES TUBO CON MUELLE

SOQUETE PASSA-MURO COM CONEXÃO PUSH-ON COM MOLA

Code	A	B max	C	D	F	CH1	CH2	Pack.
00117 00 001	6/4	8	55.5	18	M10x1	14	16	10
00117 00 002	8/6	8	55.5	18	M12x1	17	16	10



Molla Acciaio Inox AISI 304 - EN 1.4301
 Stainless Steel Spring AISI 304 - EN 1.4301
 Edelstahlfeder AISI 304 - EN 1.4301
 Ressort Acier Inoxydable AISI 304 - EN 1.4301
 Muelle Acero Inoxidable AISI 304 - EN 1.4301
 Mola Aço Inoxidável AISI 304 - EN 1.4301

118

PRESA PASSAPARETE A CALZAMENTO

BULKHEAD SOCKET WITH COMPRESSION CONNECTION

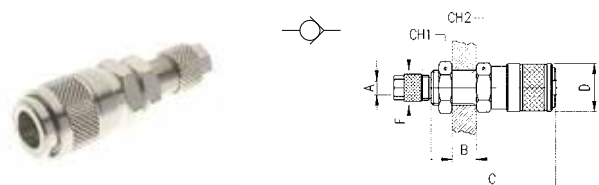
VERSCHLUSS-KUPPLUNG SCHOTTVERSION MIT ÜBERWURFVERSCHRAUBUNG

COUPLEUR RACCORD À COIFFE, TRAVERSÉE DE CLOISON

ENCHUFE PASATABIQUES TUBO

SOQUETE PASSA-MURO COM CONEXÃO PUSH-ON

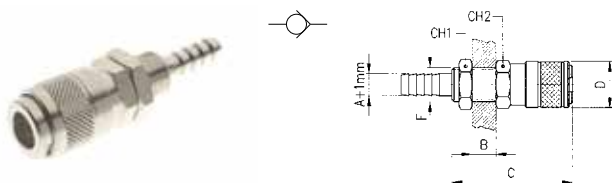
Code	A	B max	C	D	F	CH1	CH2	Pack.
00118 00 001	6/4	8	55.5	18	M10x1	14	16	10
00118 00 002	8/6	8	55.5	18	M12x1	17	16	10



119

PRESA PASSAPARETE CON PORTAGOMMA A RESCA

BULKHEAD SOCKET WITH SPIGOT FOR RUBBER HOSE
 VERSCHLUSS-KUPPLUNG SCHOTTVERSION MIT SCHLAUCHTÜLLE
 COUPLEUR À DOUILLE ANNELÉE POUR TUBE
 ENCHUFE PASATABIQUES ESPIGA
 SOQUETE PASSA-MURO COM ESPIGÃO PARA MANGUEIRA DE BORRACHA

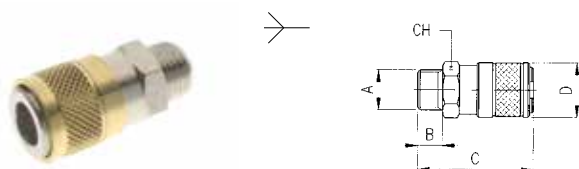


Code	A	B max	C	D	F	CH1	CH2	Pack.
00119 00 001	4	8	61	18	M10x1	14	16	10
00119 00 002	6	8	61	18	M12x1	17	16	10
00119 00 003	8	8	62	18	M14x1	17	16	10

111SW

PRESA SENZA OTTURATORE MASCHIO

MALE SOCKET WITHOUT SHUTTER
 KUPPLUNG OHNE VERSCHLUSS MIT AUSSENGEWINDE
 COUPLEUR MÂLE SANS CLAPET
 ENCHUFE SIN OBTURADOR MACHO
 SOQUETE SEM OBTURADOR COM ROSCA MACHO

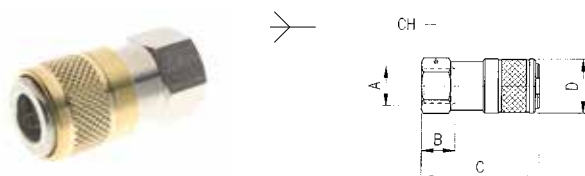


Code	A	B	C	D	CH	Pack.
00111 SW 001	1/8	6	35.5	18	16	10
00111 SW 002	1/4	8	37.5	18	16	10

112SW

PRESA SENZA OTTURATORE FEMMINA

FEMALE SOCKET WITHOUT SHUTTER
 KUPPLUNG OHNE VERSCHLUSS MIT INNENGEWINDE
 COUPLEUR FEMELLE SANS CLAPET
 ENCHUFE SIN OBTURADOR HEMBRA
 SOQUETE SEM OBTURADOR COM ROSCA FÊMEA



Code	A	B	C	D	CH	Pack.
00112 SW 001	1/8	7.5	35	18	16	10
00112 SW 002	1/4	11	38.5	18	16	10

211

INNESTO MASCHIO

MALE PLUG
 STECKER MIT AUSSENGEWINDE
 EMBOUT MÂLE
 ADAPTADOR MACHO
 PLUG COM ROSCA MACHO



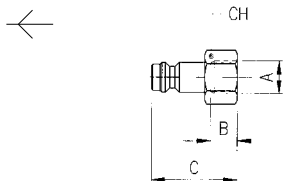
Code	A	B	C	CH	Pack.
00211 00 01 02 NB	1/8	6	26	14	10
00211 00 01 03 NB	1/4	8	28.5	17	10
00211 00 01 04 NB	3/8	9	29.5	19	10

212

INNESTO FEMMINA

FEMALE PLUG
 STECKER MIT INNENGEWINDE
 EMBOUT FEMELLE
 ADAPTADOR HEMBRA
 PLUG COM ROSCA FÊMEA

Code	A	B	C	CH	Pack.
00212 00 01 02 NB	1/8	7.5	25	14	10
00212 00 01 03 NB	1/4	11	28.5	17	10
00212 00 01 04 NB	3/8	11.5	29	19	10



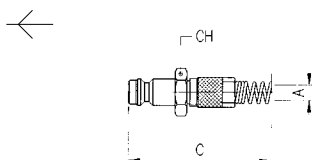
213

INNESTO A CALZAMENTO CON MOLLA

COMPRESSION PLUG WITH SPRING
 STECKER MIT KNICKSCHUTZFEDER
 EMBOUT AVEC RESSORT DE PROTECTION
 ADAPTADOR TUBO CON MUELLE
 PLUG COM CONEXÃO PUSH-ON COM MOLA

Code	A	C	CH	Pack.
00213 00 001	6/4	115	12	10
00213 00 002	8/6	118.5	12	10

Molla Acciaio Inox AISI 304 - EN 1.4301
 Stainless Steel Spring AISI 304 - EN 1.4301
 Edelstahlfeder AISI 304 - EN 1.4301
 Ressort Acier Inoxydable AISI 304 - EN 1.4301
 Muelle Acero Inoxidable AISI 304 - EN 1.4301
 Mola Aço Inoxidável AISI 304 - EN 1.4301

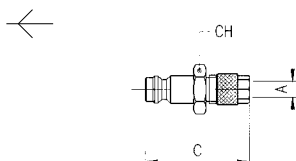


214

INNESTO A CALZAMENTO

COMPRESSION PLUG
 STECKER MIT ÜBERWURFVERSCHRÄUBUNG
 EMBOUT À RACCORD À COIFFE
 ADAPTADOR TUBO
 PLUG COM CONEXÃO PUSH-ON

Code	A	C	CH	Pack.
00214 00 001	6/4	33	12	10
00214 00 002	8/6	33	12	10



215

INNESTO CON PORTAGOMMA A RESCA

BARBED PLUG
 STECKER MIT SCHLAUCHTÜLLE
 EMBOUT À DOUILLE ANNELÉE POUR TUBE
 ADAPTADOR ESPIGA
 PLUG COM ESPIGÃO PARA MANGUEIRA DE BORRACHA

Code	A	C	D	Pack.
00215 00 01 X1 NB	4	35	9	10
00215 00 01 X4 NB	6	35	9	10
00215 00 01 X7 NB	8	38	12	10

